



# HOFFLIGHTS

LIGHTING & FAN

**24-25**

by **GRUPO MCI**

# HOFFLIGHTS

- Sensible Light -



# MULTIFUNCTION

Dual Switch: Multipower & Multicolor



IBIZA



BERLIN



POLAND gen2

# PLAY WITH THE LIGHT

Adjustable beam angle



ASSEN ZOOM



TOKYO



# MINIMAL & SMOOTH

Timeless design




BONN



PORTUGAL



BOGOTA S READING



VIENNA

# DO IT YOURSELF

Modular range



MADEIRA



MALTA gen3

# COLOR RANGE

(black, anthracite, grey, white & corten)



PALMA



NETHERLANDS

# SMART LIGHT

Casambi & Zigbee Bluetooth devices



**HOFFLIGHTS**, una nueva marca de **GRUPO MCI**, ha nacido con el objetivo de ofrecer a nuestros clientes y profesionales de la iluminación, soluciones integrales en iluminación arquitectural, tanto para aplicaciones de interior como de exterior, teniendo en cuenta cuatro pilares fundamentales: **CALIDAD, TECNOLOGÍA, PRECIO y SERVICIO**.

El know how que nuestro equipo tiene en el mundo de la iluminación, nos ha permitido poder desarrollar y diseñar un catálogo con la mejor selección de luminarias y ventiladores, teniendo en cuenta la demanda de nuestros clientes y rotación de los productos.

En **HOFFLIGHTS** trabajamos sólo con productos de gran calidad, que han pasado todas las pruebas requeridas por los diferentes estándares de iluminación con el fin de satisfacer los requisitos de nuestros clientes nacionales e internacionales. Todos nuestros productos cumplen con los últimos estándares CE y disponen de los respectivos certificados.

La sede de **HOFFLIGHTS**, ubicada en las proximidades del Aeropuerto Internacional de Barcelona, cuenta con unas instalaciones de más de 8.000 m<sup>2</sup>.

Todos los productos de iluminación expuestos en nuestro catálogo tienen **3 años de garantía**, excepto los drivers Europeos que tienen **5 años** y los motores de los ventiladores que tienen **10 años**. Todos están en stock, permitiéndonos de esta manera ofrecer unos plazos de entrega rápidos y ágiles.

**HOFFLIGHTS**, a new **GRUPO MCI** brand, was born with the aim of offering our customers and lighting professionals integral solutions in architectural lighting, both for indoor and outdoor applications, based on four fundamental pillars: **QUALITY, TECHNOLOGY, PRICE and SERVICE**.

Our team's know-how has allowed us to design and develop a new catalogue with the best product selection, bearing in mind our customers' demand and product rotation.

At **HOFFLIGHTS** we only work with the highest quality products that have passed the required tests in order to satisfy our national and international clients' requirements. All our products comply with the latest CE standards and have all the corresponding certificates.

**HOFFLIGHTS** headquarters are located close to Barcelona International Airport, with over 8,000 m<sup>2</sup> facilities.

The products in this catalogue have **3 years warranty** for the fixtures, **5 years** warranty for European drivers and **10 years** warranty for the motors of the fans. All of them are on stock in our facilities, allowing us to give you quick delivery time.

Nouvelle marque de **GRUPO MCI**, **HOFFLIGHTS** a vu le jour dans le but de proposer à nos clients et aux professionnels de l'éclairage des solutions complètes en éclairage architectural pour des applications intérieures et extérieures et tout en considérant quatre piliers principaux: **QUALITÉ, TECHNOLOGIE, COÛT et SERVICE**.

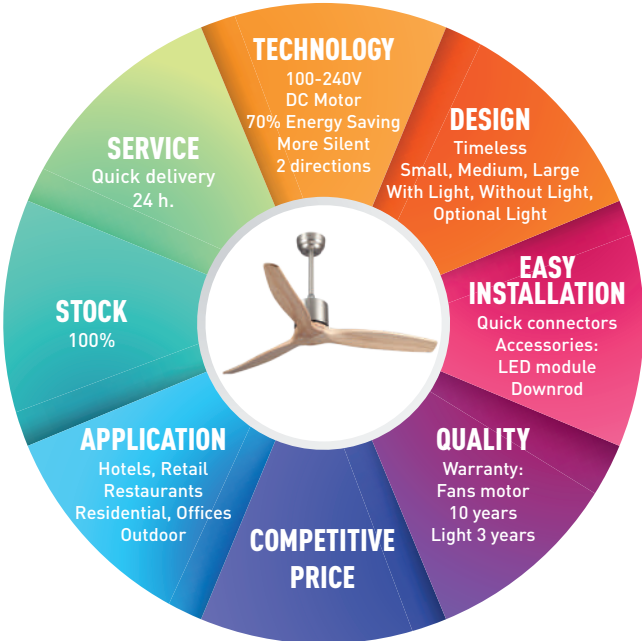
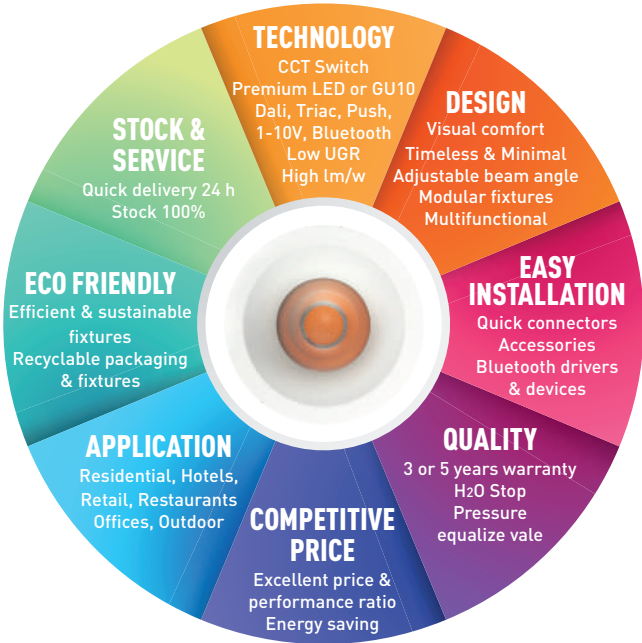
Le savoir-faire de notre équipe du monde de l'éclairage nous a permis de développer et de concevoir un catalogue de la meilleure sélection de produits et de considérer la demande de nos clients ainsi que la rotation des stocks.

Chez **HOFFLIGHTS**, nous travaillons uniquement avec des produits de grande qualité, approuvés suite à des tests requis par les normes d'éclairage afin de répondre aux besoins de nos clients locaux et internationaux. Tous nos produits sont conformes aux dernières normes CE et sont fournis avec leurs certificats respectifs.

Situé aux alentours de l'aéroport international de Barcelone, le siège de **HOFFLIGHTS** dispose de plus de 8.000 m<sup>2</sup> consacré à ses installations.

Tous les produits d'éclairage présentés dans notre catalogue ont une **garantie de 3 ans, 5 ans** pour les drivers européens et **10 ans** pour les moteurs des ventilateurs. Tous nos produits sont en stock, ce qui nous permet d'assurer des délais de livraison rapides et fiables.

# WHY HOFFLIGHTS?



Novedades  
Novelties  
Nouveautés

**PALERMO**



**ANDORRA**



**MALTA ADJUSTABLE HVC**



**BONN DOWNLIGHT**



**BONN TRACK**




**PORTUGAL TRACK**



**BOGOTA S READING**

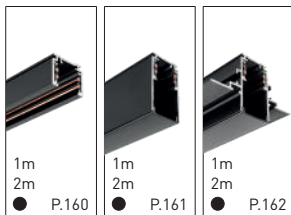

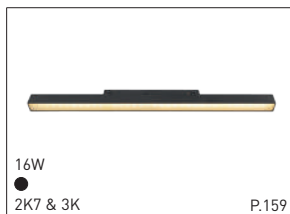




**IBIZA**



**MADEIRA**



**ASSEN TRACKS 48V****ASSEN 48V****ASSEN ZOOM 48V****ASSEN ZOOM PENDANT 48V****ASSEN LENS****ASSEN OPAL****PALMA**

□ Actualizaciones Updates Mises à jour

**NORWAY gen2 (Round & Square)****LAOS gen2****CANADA gen2****MALTA gen3****MALTA ADJUSTABLE gen2****POLAND gen2**

**INTERIOR INDOOR INTÉRIEUR**

**DOWNLIGHTS FIJOS FIXED DOWNLIGHTS DOWNLIGHTS FIXES**

						
20	20	21	22	22	23	23
VIENNA 2	VIENNA 5	VIENNA 10	ITALY 2	ITALY 4	ITALY 10	ITALY 20
						
25	25	25	27	29	<a href="#">Update</a>	31
LIBERTAD 6 CCT Switch UGR<19	LIBERTAD 9	LIBERTAD 12 CCT Switch UGR<19	BANGKOK CCT Switch UGR<19 - IP65	VIETNAM IP65	LAOS 8 gen2	LAOS 12 gen2
						
<a href="#">Update</a>	31	33	<a href="#">Update</a>	35	<a href="#">Update</a>	35
LAOS 20 gen2	QATAR 8 UGR<17	QATAR 12 UGR<17	NORWAY 9 gen2 Round CCT Switch	NORWAY 15 gen2 Round CCT Switch	NORWAY 20 gen2 Round CCT Switch	NORWAY 9 gen2 Square CCT Switch
						
<a href="#">Update</a>	37	<a href="#">Update</a>	38	38	39	
NORWAY 15 gen2 Square CCT Switch	NORWAY 20 gen2 Square CCT Switch	BOSTON 10 CCT Switch UGR<19 - IP64	BOSTON 20 CCT Switch UGR<19 - IP64	BOSTON 25-32 CCT Switch UGR<19 - IP64		

**TRIMLESS DOWNLIGHTS FIJOS TRIMLESS FIXED DOWNLIGHTS TRIMLESS DOWNLIGHTS FIXES**


















41
ZERMATT

**INTERIOR INDOOR INTÉRIEUR**

**DOWNLIGHTS ORIENTABLES ADJUSTABLE DOWNLIGHTS DOWNLIGHTS RÉGLABLES**

						
<b>New</b> 43	<b>New</b> 43	45	45	47	47	49
PALERMO 3 Retractable	PALERMO 6 Retractable	LUXEMBOURG 3 Adjustable	LUXEMBOURG 5 Adjustable	LIBERTAD 6 CCT Switch Adjustable	LIBERTAD 9 CCT Switch Adjustable	AMSTERDAM Cardan
						
51	51	53	53	55	<b>New</b> 57	<b>New</b> 57
LAOS 12 Adjustable	LAOS 12 Deep Adjustable	COLOMBIA 10 CCT Switch Cardan	COLOMBIA 20 CCT Switch Cardan	OSAKA Zoom & Adjustable	ANDORRA 5 Retractable	ANDORRA 7 Retractable
						
58	58	59	<b>New</b> 61	63	63	
ANDORRA 12 Retractable	ANDORRA 20 Retractable	ANDORRA 30 Retractable	BONN 14-28 CCT Switch Adjustable	SLOVAKIA 20 Adjustable	SLOVAKIA 30 Adjustable	

**DOWNLIGHTS MODULARES MODULAR DOWNLIGHTS DOWNLIGHTS MODULAIRES**

						
<b>New</b> 65	<b>New</b> 67	<b>Update</b> 69	<b>Update</b> 69	<b>New</b> 71	<b>New</b> 71	<b>New</b> 73
MALTA 8-12 gen3 CCT Switch Module	MALTA 15 gen3 CCT Switch Module	MALTA gen2 Round Adjustable	MALTA gen2 Comfort Adjustable	MALTA Round Single Adjustable	MALTA Square Single Adjustable	MALTA Square Double Adjustable
						
75	77	77	79	79	81	81
MALTA Square	MALTA Round IP20	MALTA Round IP65	MALTA Cardan Single	MALTA Cardan Double	MALTA Trimless Round	MALTA Trimless Square
						
83	83					
MALTA Semi Recessed Round	MALTA Semi Recessed Square					



# INTERIOR INDOOR INTÉRIEUR









## LUMINARIAS TECHO CELING FIXTURES PLAFONNIERS

							
<b>85</b>	<b>85</b>	<b>87</b>	<b>89</b>	<b>91</b>	<b>91</b>		
BOGOTA Sq. Surface Single Downlight - GU10	BOGOTA Sq. Surface Double Downlight - GU10	BOGOTA Round Surface Downlight - GU10	BOGOTA Surface Spotlight GU10	NEPAL 7 Round	NEPAL 7 Square		
							
<b>93</b>	<b>93</b>	<b>93</b>	<b>95</b>	<b>New</b>	<b>New</b>	<b>New</b>	<b>97</b>
NEPAL 12 UGR<17	NEPAL 20 UGR<17	NEPAL 30 UGR<17	PARIS	IBIZA 15 Multipower CCT Switch	IBIZA 18 Multipower CCT Switch	IBIZA 32 Multipower CCT Switch	
							
<b>99</b>	<b>99</b>						
BRUSSELS 26 CCT Switch UGR<19 - Dim	BRUSSELS 40 CCT Switch UGR<19 - Dim						

## LUMINARIAS SUSPENSIÓN PENDANT FIXTURES LAMPES DE SUSPENSION

				
<b>101</b>	<b>103</b>	<b>105</b>	<b>107</b>	<b>107</b>
PISA	BOLOGNA	BOGOTA	BRUSSELS 26 CCT Switch UGR<19 - Dim	BRUSSELS 40 CCT Switch UGR<19 - Dim

## APLIQUES PARED WALL FIXTURES APPLIQUES

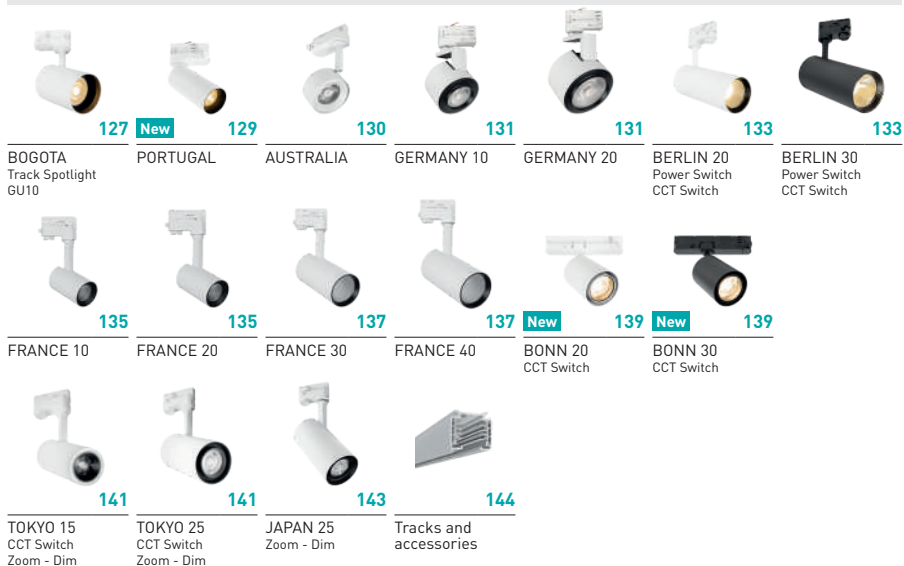
						
<b>New</b>	<b>109</b>	<b>111</b>	<b>113</b>	<b>114</b>	<b>115</b>	<b>117</b>
BOGOTA S Reading GU10	ICELAND	ENGLAND Backlight/Spotlight	SPAIN USB	USA USB	GREECE Up/Down	
						
<b>119</b>	<b>119</b>					
COPENHAGUE 150 Up/Down	COPENHAGUE 260 Up/Down					

## INTERIOR INDOOR INTÉRIEUR

### CORTESIA STEP LIGHTS CHEMIN LUMINEUX



### PROYECTORES 3 FASES 3 PHASE SPOTLIGHTS PROJECTEURS 3 PHASES



### PROYECTORES 3 FASES DALI 3 PHASE DALI SPOTLIGHTS PROJECTEURS 3 PHASES DALI



**INTERIOR INDOOR INTÉRIEUR**

**SISTEMA 48V DC 48V DC SYSTEM SYSTÈME 48V DC**




<b>New</b>	<b>153</b>	<b>New</b>	<b>153</b>	<b>New</b>	<b>153</b>	<b>New</b>	<b>155</b>	<b>New</b>	<b>155</b>	<b>New</b>	<b>157</b>
ASSEN 10 48V	ASSEN 15 48V	ASSEN 20 48V	ASSEN 10 Zomm - 48V	ASSEN 20 Zomm - 48V	ASSEN 10 Zomm - 48V Pendant						



<b>New</b>	<b>159</b>	<b>New</b>	<b>159</b>	<b>New</b>	<b>160</b>	<b>New</b>	<b>161</b>	<b>New</b>	<b>162</b>	<b>New</b>	<b>163</b>	<b>New</b>	<b>164</b>
ASSEN 16 Lens Profile - 48V	ASSEN 16 Opal Profile - 48V	Surface tracks and acc.	Surface deep tracks and acc.	Trimless tracks and acc.	Tracks accessories	Power supplies 48V							

**PANELES LED LED PANELS PANNEAUX LED**



<b>Update</b>	<b>167</b>
CANADA gen2 UGR<19 CCT Switch	

**INDUSTRIAL INDUSTRIAL INDUSTRIEL**



	<b>169</b>	<b>169</b>	<b>169</b>	<b>Update</b>	<b>171</b>
FINLAND 20	FINLAND 40	FINLAND 50	POLAND gen2 Multipower CCT Switch - 1-10V		

**EXTERIOR OUTDOOR EXTÉRIEUR**

**DOWNLIGHTS FIJOS FIXED DOWNLIGHTS DOWNLIGHTS FIXES**



173

ROMANIA 20



173

ROMANIA 30

**LUMINARIAS MESA TABLE LAMPS LAMPES DE TABLE**



175

MÁLMO S  
CCT Switch  
Lithium Battery



175

MÁLMO M  
CCT Switch  
Lithium Battery



177

SWEDEN gen2  
CCT Switch  
Lithium Battery



179

MONACO  
Lithium Battery

**LUMINARIAS TECNO CEILING FIXTURES PLAFONNIERS**



181

HELSINKI  
GU10 - Slim Fixture



183

ESTONIA  
Round - GU10



183

ESTONIA  
Square - GU10



185

DENMARK  
Round



185

DENMARK  
Square



187

LATVIA




















189





LITHUANIA

**EXTERIOR OUTDOOR EXTÉRIEUR**

**APLIQUES PARED WALL FIXTURES APPLIQUES**

						
191	193	193	195	195	197	197
SCOTLAND	GHANA 6	GHANA 12 Up/Down	NAMIBIA	ZAMBIA Up/Down	CHILE 6 Up/Down	CHILE 12 Up/Down
						
199	201	201	203	203	205	207
KOREA Up/Down	PANAMA 8 Up/Down	PANAMA 13 Up/Down	BENIN 6	BENIN 12 Up/Down	GUINEA Up/Down	OSLO Up/Down - Zoom
						
New 209	New 209	211	213	215	215	217
PALMA Square Up/Down CCT Switch	PALMA Round Up/Down CCT Switch	KYOTO Up/Down - Zoom	JAMAICA CCT Switch	DUBAI 20	DUBAI 40 Up/Down	INDIA 4 Cement
						
219	219	219	219			
RUSSIA Round GU10	RUSSIA Round Up/Down - GU10	RUSSIA Square GU10	RUSSIA Square Up/Down - GU10			

**EMPOTRABLES PARED WALL RECESSED ENCASTRÉS MUR**

			
221	223	223	223
URUGUAY	ATHENS 4 Recessed	ATHENS 4 Recessed	ATHENS 9 Recessed

**BAÑADORES DE SUELO FLOOR WASHER ASYMÉTRIQUES**

				
225	225	225	227	227
ATHENS 4 Surface	ATHENS 4 Surface	ATHENS 8 Surface	ATHENS 9 Surface	ATHENS 9 Surface

**New** Novedad Novelty Nouveauté

**Update** Actualización Update Actualisation

## EXTERIOR OUTDOOR EXTÉRIEUR

### PROYECTORES SPOTLIGHTS PROJECTEURS







						
229	231	231	231	233	233	235
NETHERLANDS GU10	BELGIUM 3	BELGIUM 9	BELGIUM 12	CANNES 10	CANNES 20	HAITI Zoom

### EMPOTRABLES SUELO IN-GROUND FIXTURES ENCASTRÉS AU SOL

					
237	239	239	241	241	243
BULGARIA	MOROCCO 1 Side	MOROCCO 2 Sides	SERBIA 9	SERBIA 20	UKRAINE Adjustable
					
245	245	247	247	249	251
ZÜRICH 3 24V	ZÜRICH 13 24V	SWITZERLAND 8 Super Spot	SWITZERLAND 10 Wall Washer	IRELAND GU10	HUNGARY Adjustable - GU10

### BALIZAS BOLLARDS BORNES

						
253	253	253	255	255	257	259
DUBLIN 1 Side	DUBLIN 2 Sides	DUBLIN 4 Sides	BELIZE 250	BELIZE 650	CYPRUS	JAMAICA CCT Switch
						
260	261	261				
INDIA 2 Sides - Cement	INDIA 8 (300) 1 Side - Cement	INDIA 8 (700) 1 Side - Cement				

					
<b>262-263</b>	<b>264-265</b>	<b>263</b>	<b>263</b>	<b>266-267</b>	<b>268-269</b>
DRIVERS On-Off Dimmable	EU DRIVERS On-Off Dimmable	POWER SUPPLIES 24V	KIT EMERGENCIA	SMART LIGHTING Casambi, Zigbee & Bluelight Drivers	SMART LIGHTING Casambi Bluetooth Devices

**SIMBOLOGÍA SYMBOLOGY SYMBOLISME 286-288**

**ÍNDICE ALFABÉTICO INDEX ALPHABETICAL INDEX ALPHABÉTIQUE 290-291**

**ÍNDICE NUMÉRICO INDEX NUMERIC INDEX NUMÉRIQUE 292-297**

**CONDICIONES DE VENTA GENERAL CONDITIONS OF SALE CONDITIONS GENERALES DE VENTE 298, 300, 302**

**POLITICA DE GARANTÍA GUARANTEE POLICY POLITIQUE DE GARANTIE 299, 301, 303**





## VENTILADORES FANS VENTILATEURS

### CON LUZ WITH LIGHT AVEC LUMIÈRE



277

BORA BORA  
Ø71cm



285

KOBE  
Ø147cm

### SIN LUZ WITHOUT LIGHT SANS LUMIÈRE



278

GOMERA  
Ø132cm



278

GOMERA  
Ø132cm



283

ZANZIBAR  
Ø132cm



283

ZANZIBAR  
Ø132cm



281

PASCUA  
Ø132cm

### SIN LUZ WITHOUT LIGHT SANS LUMIÈRE



279

POLYNESIA  
Ø132cm



279

POLYNESIA  
Ø132cm



284





























































SEYCHELLES  
Ø137cm



284


SEYCHELLES  
Ø137cm

**VENTILADORES FANS VENTILATEURS**

	TAMAÑO SIZE DIMENSION	LUZ LIGHT LUMIÈRE	MOTOR MOTOR MOTEUR	VOLTAJE VOLTAGE VOLTAGE	IP IP IP	MATERIAL MATERIAL MATÉRIEL	ACABADOS FINISHES FINITIONS	PÁGINA PAGE PAGE
							 Blanco White Blanc	277
BORA BORA								
							 Nogal Walnut Noyer	281
PASCUA								
							 Haya Beech Hêtre   Blanco White Blanc	278
GOMERA								
							 Haya Beech Hêtre   Nogal Walnut Noyer	283
ZANZIBAR								
							 Blanco-Roble White-Oak Blanc-Chêne   Nogal-Haya Walnut-Beech Noyer-Hêtre  	279
POLYNESIA								
							 Haya Beech Hêtre   Nogal Walnut Noyer	284
SEYCHELLES								
							 Plateado Silver Argent	285
KOBE								

# VIENNA

MINI DOWNLIGHT



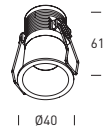
	VIENNA 2	W	mA	K	Real lm	△	ØxH (mm.)	⤴	Kg
○	1.1040.0111	2	700	2700	150	24°	22x32	Ø19x40	0,03
○	1.1040.0112	2	700	3000	160	24°	22x32	Ø19x40	0,03
●	1.1040.0211	2	700	2700	130	24°	22x32	Ø19x40	0,03
●	1.1040.0212	2	700	3000	140	24°	22x32	Ø19x40	0,03

## Drivers ON-OFF

4.1013.1304 700mA 3W 100-240V IP65 \*

4.3043.1101 EU 700mA 3W 100-240V \*

- \* Instalación driver en techo registrable.
- \* Driver installation in accessible ceiling.
- \* Installation du driver dans un plafond accessible.



	VIENNA 5	W	K	Real lm	△	ØxH (mm.)	⤴	Kg
○	1.1041.0111	3W-350mA / 5W-500mA	2700	240/380	24°	40x61	Ø35x70	0,09
○	1.1041.0112	3W-350mA / 5W-500mA	3000	250/400	24°	40x61	Ø35x70	0,09
●	1.1041.0211	3W-350mA / 5W-500mA	2700	220/350	24°	40x61	Ø35x70	0,09
●	1.1041.0212	3W-350mA / 5W-500mA	3000	230/370	24°	40x61	Ø35x70	0,09

## Drivers ON-OFF

4.1011.1303 350mA 3,5W 100-240V IP65

4.1032.1103 500mA 2,5-5W 200-240V

4.3062.1101 EU 500mA 3-22W 200-240V \*

## Driver DALI & PUSH

4.1069.6101 150-700mA 8-26W 220-240V \*

- \* Instalación driver en techo registrable.
- \* Driver installation in accessible ceiling.
- \* Installation du driver dans un plafond accessible.



	VIENNA 10	W	K	Real lm	△	ØxH (mm.)	⤴	Kg
○	1.1042.0111	7W-350mA / 10W-500mA	2700	600/855	24°	65x89	Ø60x100	0,25
○	1.1042.0112	7W-350mA / 10W-500mA	3000	630/900	24°	65x89	Ø60x100	0,25
●	1.1042.0211	7W-350mA / 10W-500mA	2700	590/845	24°	65x89	Ø60x100	0,25
●	1.1042.0212	7W-350mA / 10W-500mA	3000	620/890	24°	65x89	Ø60x100	0,25

Drivers ON-OFF

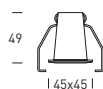

4.1069.1101 150-500mA 21W 200-240V

Driver DALI & PUSH

4.1069.6101 150-700mA 8-26W 220-240V

- Bianco White Blanc
- Negro Black Noir

# ITALY



ITALY 2	W	mA	K	Real lm	△	LxHxD (mm.)	⌏	Kg
● 1.1000.0112	2	500 / 600	3000	150	15°	45x45x49	40x37x65	0,06
● 1.1002.0112	2	500 / 600	3000	140	45°	45x45x49	40x37x65	0,06

## Drivers ON-OFF

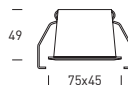
4.1131.1101 600mA 1-3W 100-240V

4.3042.1101 EU 500mA 6W 100-240V

## Driver DALI \*

4.3049.3102 EU 250-700mA 20W 100-240V

- \* Instalación driver en techo registrable.
- \* Driver installation in accessible ceiling.
- \* Installation du driver dans un plafond accessible.



ITALY 4	W	mA	K	Real lm	△	LxHxD (mm.)	⌏	Kg
● 1.1010.0112	2x2	500 / 600	3000	300	15°	75x45x49	69x37x65	0,11
● 1.1012.0112	2x2	500 / 600	3000	280	45°	75x45x49	69x37x65	0,11

## Drivers ON-OFF

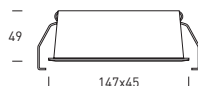
4.1022.1101 500mA 3W 100-277V

4.1032.1103 500mA 2,5-5W 200-240V

4.3062.1101 EU 500mA 2,5-22W 200-240V

## Driver DALI

4.3049.3102 EU 250-700mA 20W 100-240V



ITALY 10	W	mA	K	Real lm	△	LxHxD (mm.)	⚡	Kg
● 1.1020.0112	5x2	500 / 600	3000	720	15°	147x45x49	139x37x65	0,23
● 1.1022.0112	5x2	500 / 600	3000	700	45°	147x45x49	139x37x65	0,23

#### Drivers ON-OFF


4.1012.1101 500mA 9W 100-240V

4.1069.1101 150-500mA 21W 200-240V

4.3062.1101 EU 500mA 2,5-22W 200-240V

#### Driver DALI & PUSH

4.3069.6101 EU 300-1050mA 3-38W 220-240V



ITALY 20	W	mA	K	Real lm	△	LxHxD (mm.)	⚡	Kg
● 1.1030.0112	10x2	500 / 600	3000	1440	15°	280x45x49	273x37x65	0,45
● 1.1032.0112	10x2	500 / 600	3000	1400	45°	280x45x49	273x37x65	0,45

#### Drivers ON-OFF

4.1069.1101 150-500mA 21W 200-240V

4.3062.1101 EU 500mA 2,5-22W 200-240V

#### Driver DALI & PUSH

4.3069.6101 EU 300-1050mA 3-38W 220-240V

#### DETALLES DETAILS DÉTAILS



Conector rápido  
Quick connector  
Connecteur rapide

Pieza anti-tirón cable  
Cable clamp  
Serre-câble


● Blanco/Negro White/Black Blanc/Noir



Credits: Project by Bemlight



INDOOR - FIXED DOWNLIGHTS



# LIBERTAD

CCT SWITCH - IP44 Front - UGR<19



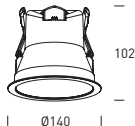
LIBERTAD 6



LIBERTAD 9



LIBERTAD 12



LIBERTAD 6	W	K	Real lm	△	V	ØxH (mm.)	↻	Kg
○ 1.1130.7118	6	2K7-3K2-4K	478-545-537	60°	220-240	81x79	Ø68x90	0,11
● 1.1130.7218	6	2K7-3K2-4K	424-483-470	60°	220-240	81x79	Ø68x90	0,11

LIBERTAD 9	W	K	Real lm	△	V	ØxH (mm.)	↻	Kg
○ 1.1131.7118	9	2K7-3K2-4K	737-832-820	60°	220-240	103x91	Ø90x100	0,16
● 1.1131.7218	9	2K7-3K2-4K	627-711-695	60°	220-240	103x91	Ø90x100	0,16

LIBERTAD 12	W	K	Real lm	△	V	ØxH (mm.)	↻	Kg
○ 1.1132.7118	12	2K7-3K2-4K	984-1140-1092	60°	220-240	140x102	Ø120x110	0,24
● 1.1132.7218	12	2K7-3K2-4K	840-972-924	60°	220-240	140x102	Ø120x110	0,24

○ Blanco White Blanc  
● Negro Black Noir

## DETALLES DETAILS DÉTAILS



Switch ajustable de temperatura  
Adjustable temperature switch  
Régulateur de température



Bornes de conexión rápida  
Easy wiring with push-fit connector  
Câblage facile avec connecteur push-fit



Triac driver integrado en el cuerpo  
Triac driver integrated in the body  
Driver Triac intégré dans le corps




Clips con protección  
Clips with protection  
Clips avec protection



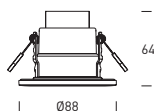


INDOOR - FIXED DOWNLIGHTS



# BANGKOK

Front CCT SWITCH  
IP65 Front - UGR<19



	W	K	Real lm (2700K)	Real lm (3200K)	Real lm (4000K)	△	V	ØxH (mm.)	⤴	Kg
○ 1.1066.7118	6	2K7-3K2-4K	490	570	545	60°	220-240	88x64	Ø70x80	0,18



Accesorios aro Accessories ring Accessoires anneau

- 1.1066.8001 Negro Black Noir
- 1.1066.8002 Cromo Chrome Chrome

## DETALLES DETAILS DÉTAILS




Fácil acceso frontal al CCT switch  
CCT switch easy front access  
CCT switch accès frontal facile

Aros intercambiables  
Interchangeable rings  
Anneau interchangeables

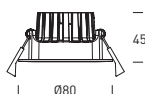
Cableado luminaria con luminaria (máx. 20u)  
Fitting to fitting (max. 20u)  
Cablage luminaire avec luminaire (max. 20u)





# VIETNAM

IP65 Front



	W	mA	K	Real lm	△	ØxH (mm.)	⤴	Kg
○ 1.1065.0111	8	200	2700	680	36°	Ø80x45	Ø68x65	0,20
○ 1.1065.0112	8	200	3000	840	36°	Ø80x45	Ø68x65	0,20

#### Drivers ON-OFF

4.1069.1101 150-500mA 21W 220-240V

4.3069.1101 EU 125-500mA 5,5-22W 200-240V

#### Drivers DALI & PUSH

4.3069.6102 EU 125-500mA 5,5-22W 200-240V

#### DETALLES DETAILS DÉTAILS



Con junta de silicona  
Silicone gasket ring  
Joint en silicone

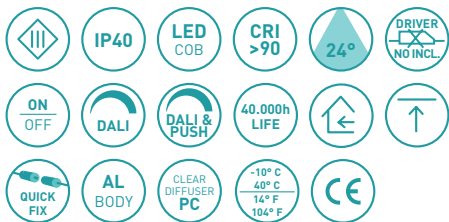
Downlight extra plano  
Extra slim downlight  
Downlight extra plate

Longitud del cable 1,5m  
1,5m lenght cable  
Longueur de câble 1,5m





Starbucks Shopping DelSol, Asunción (Paraguay)  
Client: Electropar S.A.  
Architecture: AH Arquitectura  
Photographer: Sebastián Taveira



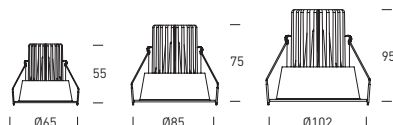
# LAOS gen2



LAOS 8

LAOS 12

LAOS 20



LAOS 8	W	mA	K	Real lm	△	ØxH (mm.)	⤵	Kg
○ 1.1160.0111 ● 1.1160.0211	8	200	2700	635	24°	65x55	Ø55x65	0,13
○ 1.1160.0112 ● 1.1160.0212	8	200	3000	645	24°	65x55	Ø55x65	0,13
○ 1.1160.0114 ● 1.1160.0214	8	200	4000	685	24°	65x55	Ø55x65	0,13

Drivers ON-OFF

4.1069.1101 150-500mA 21W 200-240V  
 4.3069.1101 EU 125-500mA 5,5-22W 200-240V

Driver DALI

4.1039.6101 150-400mA 3-12W 200-240V

LAOS 12	W	mA	K	Real lm	△	ØxH (mm.)	⤵	Kg
○ 1.1161.0111 ● 1.1161.0211	12	300	2700	1030	24°	85x75	Ø75x85	0,21
○ 1.1161.0112 ● 1.1161.0212	12	300	3000	1050	24°	85x75	Ø75x85	0,21
○ 1.1161.0114 ● 1.1161.0214	12	300	4000	1115	24°	85x75	Ø75x85	0,21

Drivers ON-OFF

4.1069.1101 150-500mA 21W 200-240V  
 4.3061.1102 EU 300mA 3-13W 220-240V

Drivers DALI-PUSH

4.3069.6101 EU 300-1050mA 3-38W 220-240V

LAOS 20	W	mA	K	Real lm	△	ØxH (mm.)	⤵	Kg
○ 1.1162.0111 ● 1.1162.0211	20	500	2700	1680	24°	102x95	Ø90x105	0,35
○ 1.1162.0112 ● 1.1162.0212	20	500	3000	1715	24°	102x95	Ø90x105	0,35
○ 1.1162.0114 ● 1.1162.0214	20	500	4000	1820	24°	102x95	Ø90x105	0,35

Drivers ON-OFF

4.1069.1101 150-500mA 21W 200-240V  
 4.3069.1102 EU 350-725mA 15-32W 220-240V

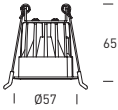
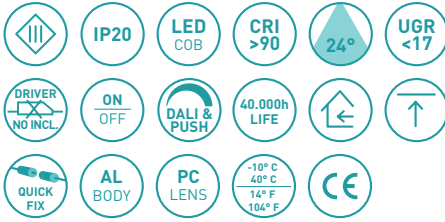
Driver DALI & PUSH

4.1035.6101 350-1050mA 40W 220-240V

- Blanco White Blanc
- Negro Black Noir



# QATAR



QATAR 8		W	mA	K	Real lm	△	ØxH (mm.)	⤴	Kg		
☉	1.1060.0112	●	1.1060.0212	8	200	3000	740	24°	Ø57x65	Ø50x80	0,15

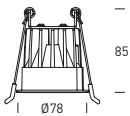
## Drivers ON-OFF

4.1069.1101 150-500mA 21W 200-240V

4.3069.1101 EU 125-500mA 5,5-22W 200-240V

## Drivers DALI & PUSH

4.3069.6102 EU 125-500mA 5,5-22W 200-240V



QATAR 12		W	mA	K	Real lm	△	ØxH (mm.)	⤴	Kg		
☉	1.1061.0112	●	1.1061.0212	12	300	3000	985	24°	Ø78x85	Ø70x100	0,30

## Drivers ON-OFF

4.1069.1101 150-500mA 21W 200-240V

4.3061.1102 EU 300mA 3-13W 200-240V

## Drivers DALI & PUSH

4.3069.6101 EU 300-1050mA 38W 220-240V

## DETALLES DETAILS DÉTAILS



Alto confort visual  
High visual comfort  
Haut confort visuel



Downlight extra plano  
Extra slim downlight  
Downlight extra plate



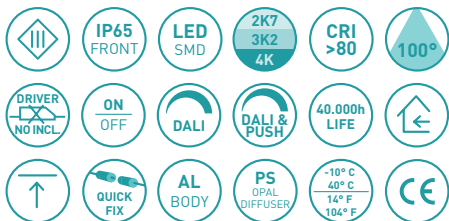
Conector rápido  
Quick connector  
Connecteur rapide

☉ Blanco/Negro White/Black Blanc/Noir  
● Negro Black Noir





INDOOR - FIXED DOWNLIGHTS



# NORWAY gen2

ROUND - CTT SWITCH



	NORWAY Round 9	W	mA	K	Real lm	△	ØxH (mm.)	⤵	Kg
○	1.1110.0118	9	250	2K7-3K2-4K	935-1035-1040	100°	120x50	Ø112x70	0,26

Drivers ON-OFF

4.1069.1101 150-500mA 21W 200-240V

4.3061.1101 EU 250mA 2,5-12W 220-240V

Drivers DALI & PUSH

4.1069.6102 150-1050mA 8-42W 220-240V



	NORWAY Round 15	W	mA	K	Real lm	△	ØxH (mm.)	⤵	Kg
○	1.1111.0118	15	350	2K7-3K2-4K	1435-1575-1580	100°	155x52	Ø145x72	0,36

Drivers ON-OFF

4.1069.1101 150-500mA 21W 200-240V

4.3061.1103 EU 350mA 3-15W 240V

Drivers DALI & PUSH

4.1069.6102 150-1050mA 8-42W 220-240V



	NORWAY Round 20	W	mA	K	Real lm	△	ØxH (mm.)	⤵	Kg
○	1.1112.0118	20	500	2K7-3K2-4K	1925-2135-2140	100°	175x55	Ø165x75	0,53

Drivers ON-OFF

4.1069.1101 150-500mA 21W 200-240V

4.3069.1101 EU 125-500mA 5,5-22W 220-240V

Driver DALI & PUSH

4.1069.6102 150-1050mA 8-42W 220-240V

4.3069.6101 EU 300-1050mA 3-38W 220-240V



## DETALLES DETAILS DÉTAILS



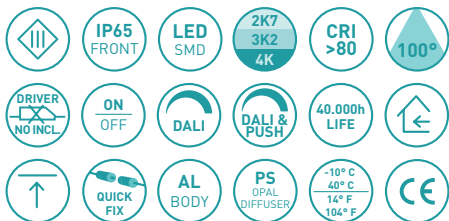
Switch ajustable de temperatura  
Adjustable temperature switch  
Régulateur de température

Pieza anti-tirón cable  
Cable clamp  
Serre-câble

Conector rápido  
Quick connector  
Connecteur rapide

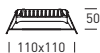


INDOOR - FIXED DOWNLIGHTS



# NORWAY gen2

SQUARE - CTT SWITCH



**NORWAY Square 9**

	W	mA	K	Real lm	△	LxDxH (mm.)	⚡	Kg
○ 1.1115.0118	9	250	2K7-3K2-4K	905-1005-1010	100°	110x110x50	105x105x70	0,30

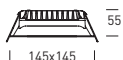
Drivers ON-OFF

4.1069.1101 150-500mA 21W 200-240V

4.3061.1101 EU 250mA 2,5-12W 220-240V

Drivers DALI & PUSH

4.1069.6102 150-1050mA 8-42W 220-240V



**NORWAY Square 15**

	W	mA	K	Real lm	△	LxDxH (mm.)	⚡	Kg
○ 1.1116.0118	15	350	2K7-3K2-4K	1335-1490-1495	100°	145x145x55	135x135x75	0,47

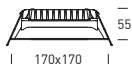
Drivers ON-OFF

4.1069.1101 150-500mA 21W 200-240V

4.3061.1103 EU 350mA 3-15W 240V

Drivers DALI & PUSH

4.1069.6102 150-1050mA 8-42W 220-240V



**NORWAY Square 20**

	W	mA	K	Real lm	△	LxDxH (mm.)	⚡	Kg
○ 1.1117.0118	20	500	2K7-3K2-4K	1940-2165-2170	100°	170x170x55	160x160x75	0,60

Drivers ON-OFF

4.1069.1101 150-500mA 21W 200-240V

4.3069.1101 EU 125-500mA 5,5-22W 220-240V

Driver DALI & PUSH

4.1069.6102 150-1050mA 8-42W 220-240V

4.3069.6101 EU 300-1050mA 3-38W 220-240V



## DETALLES DETAILS DÉTAILS



Switch ajustable de temperatura  
Adjustable temperature switch  
Régulateur de température




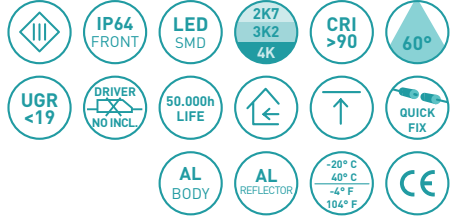
Pieza anti-tirón cable  
Cable clamp  
Serre-câble



Conector rápido  
Quick connector  
Connecteur rapide

# BOSTON

CCT SWITCH - IP64 Front  
UGR<19



BOSTON 10	W	mA	K	Real lm	△	ØxH (mm.)	⤵	Kg
○ 1.1145.0118	10	350mA	2K7-3K2-4K	800-905-870	60°	114x66	Ø90x80	0,13

Drivers ON-OFF

4.3061.1103 EU 350mA 3-15W 240V

Drivers DALI

4.3049.3102 EU 250-700mA 20W 100-240V

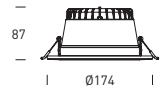
Accesorios Accessories Accessoires

● 1.1145.8201 BOSTON 10 Frame



Driver DALI & PUSH

4.3069.6101 EU 300-1050mA 3-38W 240V



BOSTON 20	W	mA	K	Real lm	△	ØxH (mm.)	⤵	Kg
○ 1.1146.0118	20	700mA	2K7-3K2-4K	1620-1805-1730	60°	174x87	Ø145x100	0,30

Drivers ON-OFF

4.1013.1105 700mA 19-30W 100-240V

4.3063.1101 EU 700mA 3,5-30W 200-240V

Drivers DALI

4.3049.3102 EU 250-700mA 20W 100-240V

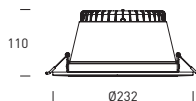
Accesorios Accessories Accessoires

● 1.1146.8201 BOSTON 20 Frame



Driver DALI & PUSH

4.3069.6101 EU 300-1050mA 3-38W 240V



BOSTON 25-32	W	mA	K	Real lm	△	∅xH (mm.)	T	Kg
○ 1.1147.0118	25	700mA	2K7-3K2-4K	2275-2535-2520	60°	232x110	Ø195x120	0,45
	32	900mA	2K7-3K2-4K	2565-2900-2730	60°	232x110	Ø195x120	0,45

Drivers ON-OFF **BOSTON 25**

4.1013.1105 700mA 19-30W 100-240V

4.3063.1101 EU 700mA 3,5-30W 200-240V

Drivers ON-OFF **BOSTON 32**

4.3064.1101 EU 900mA 4,5-36W 240V

Drivers DALI **BOSTON 25**

4.3049.3102 EU 250-700mA 20W 100-240V

Driver DALI & PUSH **BOSTON 25 & 32**

4.3069.6101 EU 300-1050mA 3-38W 240V

Accesorios Accessories Accessoires

● 1.1147.8201 BOSTON 25-32 Frame



DETALLES DETAILS DÉTAILS



Switch ajustable de temperatura  
Adjustable temperature switch  
Régulateur de température



Cuerpo de aluminio  
Aluminium body  
Corps en aluminium



Aros intercambiables  
Interchangeable rings  
Anneau interchangeables



RECESSED

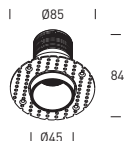
SEMI-RECESSED





# ZERMATT

TRIMLESS  
RECESSED or SEMI-RECESSED



	W	mA	K	Real lm	△	ØxH (mm.)	⤴	Kg
○ 1.1141.0111 (with white reflector)	7	350	2700	630	36°	Ø45x84	Ø60x95	0,18
● 1.1141.0211 (with black reflector)	7	350	2700	590	36°	Ø45x84	Ø60x95	0,18
○ 1.1141.0112 (with white reflector)	7	350	3000	640	36°	Ø45x84	Ø60x95	0,18
● 1.1141.0212 (with black reflector)	7	350	3000	600	36°	Ø45x84	Ø60x95	0,18

Accesorios Accessories Accessoires  
Anillo interior Inner ring Bague intérieure



- 1.1141.8001 Oro | Gold | Or
- 1.1141.8002 Latón | Brass | Laiton
- 1.1141.8003 Oro Rosa | Rose Gold | Or Rose
- 1.1141.8004 Negro | Black | Noir

Drivers ON-OFF

4.3041.1102 EU 350mA 6-8W 100-240V

Driver DALI & PUSH\*

4.3069.6102 EU 125-500mA 5,5-22W 200-240V

- \* Instalación driver en techo registrable.
- \* Driver installation in accessible ceiling.
- \* Installation du driver dans un plafond accessible.

## DETALLES DETAILS DÉTAILS



Marco trimless incluido  
Plasterboard included  
Plaque de plâtre incluse

Semi-empotrado  
Semi-recessed  
Semi-encasté

Empotrado  
Recessed  
Encastré

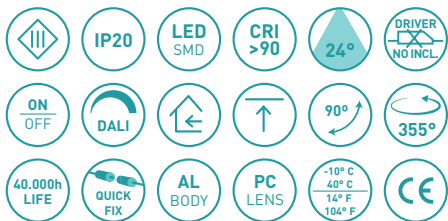
Empotrado o Semi-empotrado  
Recessed or Semi-recessed  
Encastré ou Semi-Encastré

Conector rápido  
Quick connector  
Connecteur rapide



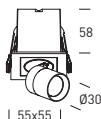


INDOOR - ADJUSTABLE DOWNLIGHTS



# PALERMO

ADJUSTABLE - RETRACTABLE



## PALERMO 3

○ 1.1082.0112 ● 1.1082.0212

W	mA	K	Real lm	△	LxDxH (mm.)	T	Kg
3	700	3000	210	24°	55x55x58	48x45x68	0,19

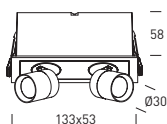
Drivers ON-OFF

4.1033.1102 700mA 3W 220-240V

Driver DALI

4.3049.3102 EU 250-700mA 20W 100-240V\*

\* Instalación driver en techo registrable.  
\* Driver installation in accessible ceiling.  
\* Installation du driver dans un plafond accessible.



## PALERMO 6

○ 1.1083.0112 ● 1.1083.0212

W	mA	K	Real lm	△	LxDxH (mm.)	T	Kg
6	700	3000	420	24°	133x53x58	124x44x68	0,35


Drivers ON-OFF

4.1033.1103 700mA 6W 220-240V

Driver DALI

4.3049.3102 EU 250-700mA 20W 100-240V

## DETALLES DETAILS DÉTAILS



2 aplicaciones: Downlight & proyector  
2 applications: Downlight & spotlight  
2 applications: Downlight & projecteur


Driver on-off delgado  
Slim on-off driver  
Driver on-off mince

Conector rápido  
Quick connector  
Connecteur rapide

○ Blanco White Blanc  
● Negro Black Noir

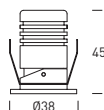


INDOOR - ADJUSTABLE DOWNLIGHTS



# LUXEMBOURG

ADJUSTABLE



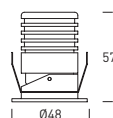
## LUXEMBOURG 3

	W	mA	K	Real lm	△	ØxH (mm.)	⤵	Kg
○ 1.1050.0111	3	700	2700	125	10°	38x45	Ø30x65	0,09
○ 1.1050.0112	3	700	3000	132	10°	38x45	Ø30x65	0,09

### Drivers ON-OFF

4.1013.1304 700mA 3W 100-240V IP65

4.3043.1101 EU 700mA 3W 100-240V



## LUXEMBOURG 5

	W	mA	K	Real lm	△	ØxH (mm.)	⤵	Kg
○ 1.1051.0111	5	1050	2700	206	10°	48x57	Ø40x77	0,13
○ 1.1051.0112	5	1050	3000	217	10°	48x57	Ø40x77	0,13

### Drivers ON-OFF

4.1015.1101 1000mA 2-4W 100-240V IP20

## DETALLES DETAILS DÉTAILS

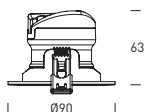



Conector rápido  
Quick connector  
Connecteur rapide



Mini downlight orientable  
Mini downlight adjustable  
Mini downlight réglable



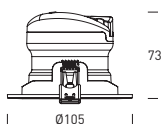


LIBERTAD 6 Adjustable		W	V	K	Real lm	△	ØxH (mm.)	↻	Kg
○	1.1150.7118	6	220-240	2K7-3K2-4K	530-590-575	40°	90x63	↻	0,12
●	1.1150.7218	6	220-240	2K7-3K2-4K	530-590-575	40°	90x63	↻	0,12



Accesorios Accessories Accessoires

● 1.1150.8001 Reflector 60°



LIBERTAD 9 Adjustable		W	V	K	Real lm	△	ØxH (mm.)	↻	Kg
○	1.1151.7118	9	220-240	2K7-3K2-4K	840-890-865	40°	105x73	↻	0,17
●	1.1151.7218	9	220-240	2K7-3K2-4K	840-890-865	40°	105x73	↻	0,17



Accesorios Accessories Accessoires

● 1.1151.8001 Reflector 60°

#### DETALLES DETAILS DÉTAILS



Switch ajustable de temperatura  
Adjustable temperature switch  
Régulateur de température

Bornes de conexión rápida  
Easy wiring with push-fit connector  
Câblage facile avec connecteur push-fit

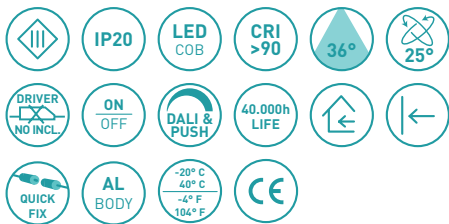
Triac driver integrado en el cuerpo  
Triac driver integrated in the body  
Driver Triac intégré dans le corps

Clips con protección  
Clips with protection  
Clips avec protection





INDOOR - ADJUSTABLE DOWNLIGHTS



# AMSTERDAM

SUPER SLIM - CARDAN



		W	mA	K	Real lm	△	ØxH (mm.)	↴	Kg
○	1.1055.0111	7	350	2700	550	36°	Ø86x40	Ø76x55	0,23
○	1.1055.0112	7	350	3000	580	36°	Ø86x40	Ø76x55	0,23
●	1.1055.0211	7	350	2700	550	36°	Ø86x40	Ø76x55	0,23
●	1.1055.0212	7	350	3000	580	36°	Ø86x40	Ø76x55	0,23

#### Drivers ON-OFF

4.3061.1103 EU 350mA 3,5-15W 200-240V

#### Drivers DALI & PUSH

4.3069.6101 EU 300-1050mA 3-38W 220-240V

- Blanco White Blanc
- Negro Black Noir

#### DETALLES DETAILS DÉTAILS



Conector rápido  
Quick connector  
Connecteur rapide


Downlight extra delgado  
Downlight extra slim  
Downlight extra mince

Downlight cardan 25°  
Downlight cardan 25°  
Downlight à cardan 25°

Versión en negro  
Black version  
Version en noir

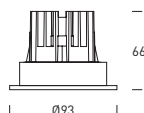




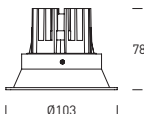


# LAOS 12

ADJUSTABLE



LAOS 12 Adjustable		W	mA	K	Real lm	△	ØxH (mm.)	⤴	Kg
● 1.1107.0112	● 1.1107.0212	12	300	3000	980	25°	93x66	Ø78x86	0,35
● 1.1107.0114	● 1.1107.0214	12	300	4000	1030	25°	93x66	Ø78x86	0,35



LAOS 12 Deep Adjustable		W	mA	K	Real lm	△	ØxH (mm.)	⤴	Kg
○ 1.1105.0112	● 1.1105.0212	12	300	3000	1045	25°	103x78	Ø90x98	0,30
○ 1.1105.0114	● 1.1105.0214	12	300	4000	1100	25°	103x78	Ø90x98	0,30

## Drivers for Laos 12 Adjustable & Laos 12 Deep Adjustable

### Drivers ON-OFF

4.1069.1101 150-500mA 21W 200-240V

4.3061.1102 EU 300mA 3-13W 200-240V

### Drivers DALI & PUSH

4.3069.6101 EU 300-1050mA 3-38W 220-240V

- Blanco/Negro White/Black Blanc/Noir
- Blanco White Blanc
- Negro Black Noir

## DETALLES DETAILS DÉTAILS



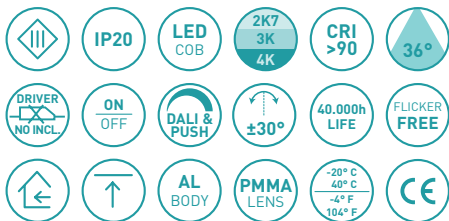
Conector rápido  
Quick connector  
Connecteur rapide

Alto confort visual  
High visual comfort  
Haut confort visuel

Pieza anti-tirón cable  
Cable clamp  
Serre-câble

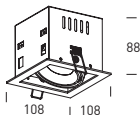
Versión en negro  
Black version  
Version en noir





# COLOMBIA

CCT SWITCH - ADJUSTABLE



COLOMBIA 10	W	mA	K	Real lm	△	LxWxH (mm.)	⤴	Kg
○ 1.1135.0118	10	250	2K7-3K-4K	670-685-800	36°	108x108x88	97x97x100	0,56
● 1.1135.0218	10	250	2K7-3K-4K	670-685-800	36°	108x108x88	97x97x100	0,56

#### Drivers ON-OFF

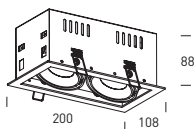
4.1069.1101 150-500mA 6,3-21W 240V

4.3061.1101 EU 250mA 2,5W-12W 240V

#### Driver DALI & PUSH

4.1039.6101 150-400mA 3-12W 200-240V

4.3069.6102 EU 125-500mA 5,5-22W 220-240V



COLOMBIA 20	W	mA	K	Real lm	△	LxWxH (mm.)	⤴	Kg
○ 1.1136.0118	2x10	450	2K7-3K-4K	1340-1370-1600	36°	200x108x88	183x97x100	0,77
● 1.1136.0218	2x10	450	2K7-3K-4K	1340-1370-1600	36°	200x108x88	183x97x100	0,77

#### Drivers ON-OFF

4.1069.1101 150-500mA 6,3-21W 240V

4.3069.1101 EU 125-500mA 5,5-22W 220-240V

#### Driver DALI & PUSH

4.3069.6102 EU 125-500mA 5,5-22W 220-240V

#### DETALLES DETAILS DÉTAILS



Switch ajustable de temperatura  
Adjustable temperature switch  
Régulateur de température

Giro cardan ±30°  
Cardan rotation ±30°  
Rotation du cardan ±30°

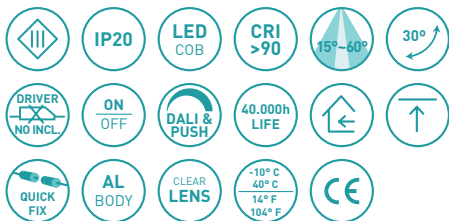
Versión en negro  
Black version  
Version en noir

○ Blanco White Blanc  
● Negro Black Noir



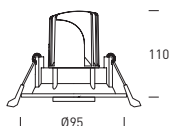
Kurz Jewelry, Switzerland  
Lighting designer: Angelo Della Luce





# OSAKA

ZOOM & ADJUSTABLE



	W	mA	K	Real lm	△	ØxH (mm.)	⤴	Kg
● 1.1068.0111	15	350	2700	605-726	15°-60°	95x110	Ø75x125	0,39
● 1.1068.0112	15	350	3000	670-804	15°-60°	95x110	Ø75x125	0,39

#### Drivers ON-OFF


4.3061.1103 EU 350mA 3,5-15W 200-240V

#### Drivers DALI & PUSH

4.3069.6101 EU 300-1050mA 3-38W 220-240V

● Blanco/Negro White/Black Blanc/Noir

## DETALLES DETAILS DÉTAILS




Downlight orientable  
Downlight adjustable  
Downlight réglable

Haz de luz ajustable  
Adjustable beam angle  
Faisceau de lumière réglable

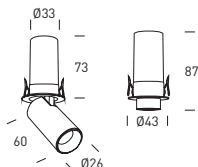
Alto confort visual  
High visual comfort  
Haut confort visuel





# ANDORRA

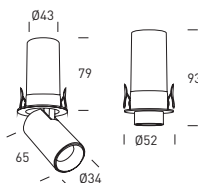
ADJUSTABLE - RETRACTABLE



ANDORRA 5		W	mA	K	Real lm	△	ØxH (mm.)	T	Kg
○ 1.1073.0112	● 1.1073.0212	5	120	3000	380	24°	43x87	Ø35x97	0,09

Drivers ON-OFF

4.1031.1102 120mA 5W 220-240V



ANDORRA 7		W	mA	K	Real lm	△	ØxH (mm.)	T	Kg	€
○ 1.1074.0112	● 1.1074.0212	7	180	3000	550	24°	52x93	Ø45x103	0,13	32,80€

Drivers ON-OFF

4.1031.1103 180mA 7W 220-240V

4.3069.1101 EU 125-500mA 5,5-22W 200-240V\*

Driver DALI & PUSH

4.1039.6101 150-400mA 3-12W 200-240V\*


4.3069.6102 EU 125-500mA 5,5-22W 200-240V\*

\* Instalación driver en techo registrable.

\* Driver installation in accessible ceiling.

\* Installation du driver dans un plafond accessible.

## DETALLES DETAILS DÉTAILS



ANDORRA 5 : 15mm  
ANDORRA 7 : 16mm

2 aplicaciones: downlight & proyector  
2 applications: downlight & spotlight  
2 applications: downlight & projecteur

Driver on-off delgado  
Slim on-off driver  
Driver on-off mince

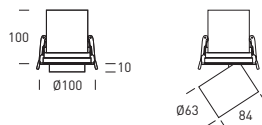
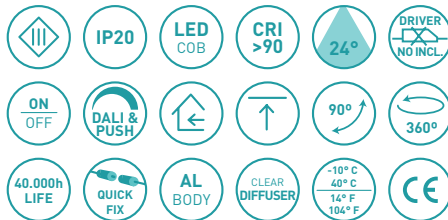
Conector rápido  
Quick connector  
Connecteur rapide

○ Blanco White Blanc  
● Negro Black Noir



# ANDORRA

ADJUSTABLE - RETRACTABLE



## ANDORRA 12

○ 1.1070.0112 ● 1.1070.0212

W	mA	K	Real lm	△	ØxH (mm.)	T	Kg
12	300	3000	780	24°	100x110	Ø90x130	0,58

### Drivers ON-OFF

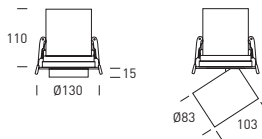
4.1069.1101 150-500mA 21W 200-240V

4.3061.1102 EU 300mA 3-13W 200-240V

### Driver DALI & PUSH

4.1039.6101 150-400mA 3-12W 200-240V

4.3069.6101 EU 300-1050mA 3-38W 220-240V



## ANDORRA 20

○ 1.1071.0112 ● 1.1071.0212

W	mA	K	Real lm	△	ØxH (mm.)	T	Kg
20	500	3000	1300	24°	130x130	Ø120x150	0,96

### Drivers ON-OFF

4.1069.1101 150-500mA 21W 200-240V

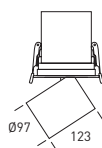
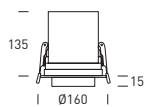
4.3062.1101 EU 500mA 2,5-22W 200-240V

### Driver DALI & PUSH

4.1069.6101 150-700mA 8-26W 220-240V

4.3069.6101 EU 300-1050mA 3-38W 220-240V

○ Blanco White Blanc  
● Negro Black Noir



**ANDORRA 30**

○ 1.1072.0112   ● 1.1072.0212

W	mA	K	Real lm	△	ØxH (mm.)	⤴	Kg
30	700	3000	1950	24°	160x150	Ø145x170	1,24

**Drivers ON-OFF**

4.1013.1106 700mA 14-30W 100-240V

4.3063.1101 EU 700mA 3,5-30W 200-240V

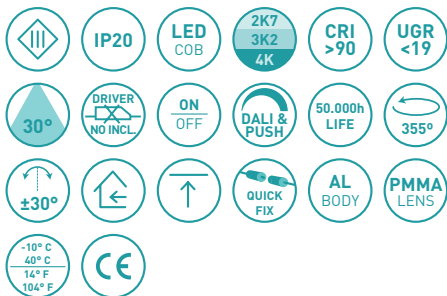
**Driver DALI & PUSH**

4.1069.6101 150-700mA 8-26W 220-240V

4.3069.6101 EU 300-1050mA 3-38W 220-240V

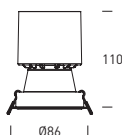


INDOOR - ADJUSTABLE DOWNLIGHTS








# BONN

CCT SWITCH



BONN	W	Real lm (2700K)	Real lm (3200K)	Real lm (4000K)	△	ØxH (mm.)	⤴	Kg
○ 1.1080.0118 ● 1.1080.0218	14 (350mA) 20 (500mA) 28 (700mA)	1160 1660 2325	1260 1800 2520	1190 1700 2380	30°	Ø86x110	Ø80x120	0,40

#### Accesorios Accessories Accessoires

	○ 1.5035.8001	Lens	20°
	○ 1.5035.8002	Lens	40°
	○ 1.5035.8003	Lens	50°
	○ 1.5035.8101	White ring	-
	● 1.5035.8005	Honeycomb	-

#### Drivers ON-OFF

4.3062.1101	EU 500mA 2,5-22W 200-240V
4.1013.1106	700mA 14-30W 100-240V
4.3063.1101	EU 700mA 3,5-30W 200-240V
4.3069.1102	EU 350-725mA 15-32W 220-240V

#### Driver DALI & PUSH

4.1069.6102	150-1050mA 8-42W 220-240V
4.3069.6101	EU 300-1050mA 3-38W 220-240V

- Blanco White Blanc
- Negro Black Noir

#### DETALLES DETAILS DÉTAILS



Alto confort visual  
High visual comfort  
Haut confort visuel

Accesorio aro blanco  
White ring accessory  
Accessoire anneau blanc

Panel de abeja disponible  
Honeycomb acc. available  
Acc. nid d'abeille disponible

Switch ajustable de temperatura  
Adjustable temperature switch  
Régulateur de température

Pieza anti-tirón cable  
Cable clamp  
Serre-câble



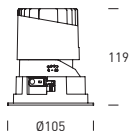


Zapateria Castañer, Barcelona  
PUNTO CONSULTING | Retail Experience



# SLOVAKIA

ADJUSTABLE



SLOVAKIA 20		W	mA	K	Real lm	△	ØxH (mm.)	↕	Kg
○	1.1075.0112	20	500	3000	1080	24°	105x119	Ø95x139	0,59
○	1.1075.0114	20	500	4000	1200	24°	105x119	Ø95x139	0,59

#### Drivers ON-OFF

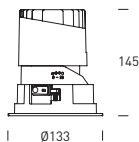
4.1012.1102 500mA 14-20W 100-240V

4.3062.1101 EU 500mA 2,5-22W 200-240V

#### Driver DALI & PUSH

4.1019.6102 350-500mA 20W 100-265V

4.3069.6101 EU 300-1050mA 3-38W 220-240V



SLOVAKIA 30		W	mA	K	Real lm	△	ØxH (mm.)	↕	Kg
○	1.1076.0112	30	700	3000	1620	24°	133x145	Ø120x165	0,93
○	1.1076.0114	30	700	4000	1800	24°	133x145	Ø120x165	0,93

#### Drivers ON-OFF

4.1013.1105 700mA 19-30W 100-240V

4.3063.1101 EU 700mA 3,5-30W 200-240V

#### Driver DALI & PUSH

4.1019.6103 550-700mA 30W 100-250V

4.3069.6101 EU 300-1050mA 3-38W 220-240V

#### DETALLES DETAILS DÉTAILS



Conector rápido  
Quick connector  
Connecteur rapide

Alto confort visual  
High visual comfort  
Haut confort visuel

Downlight orientable  
Downlight adjustable  
Downlight réglable

Slinga de seguridad incluida (30W)  
Safety sling included (30W)  
Sangle de sécurité inclus (30W)

# MATCH MALTA DOWNLIGHTS

1

Módulo LED  
LED module  
Module LED



8W | 12W

15W

+

2

Aros  
Rings  
Anneaux



Orientable redondo  
Round adjustable  
Orientable rond



Orientable cuadrado  
Square adjustable  
Orientable carré



Fijo  
Fixed  
Fixe

IP20 or IP65



Cardan



Trimless



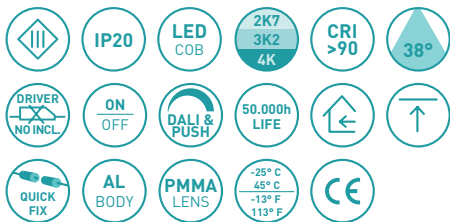
Semi Recessed

=

3

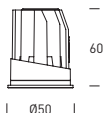






# MALTA 8-12 gen3

CTT SWITCH | LED MODULE



	W	K	Real lm	△	ØxH (mm.)	Kg
● 1.1122.0218	8W-200mA 12W- 300mA	2K7-3K2-4K	(8W) 780-805-795 (12W) 1040-1080-1060	38°	50x60	0,08

#### Accesorios Accessories Accessoires



		△
○ 1.1122.8005	Lens	15°
○ 1.1122.8006	Lens	24°
○ 1.1122.8007	Lens	60°
● 1.1122.8008	Honeycomb	-

#### Drivers ON-OFF

4.1069.1101	150-500mA 21W 200-240V
4.3069.1101	EU 125-500mA 5,5-22W 220-240V

#### Driver DALI & PUSH

4.1069.6102	150-1050mA 8-42W 220-240V
4.3069.6102	EU 125-500mA 5,5-22W 220-240V

● Negro Black Noir

## DETALLES DETAILS DÉTAILS



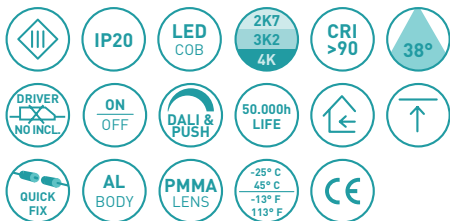
Conector rápido  
Quick connector  
Connecteur rapide

Switch ajustable de temperatura  
Adjustable temperature switch  
Régulateur de température

Fácil montaje  
Easy match  
Montage facile

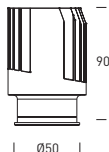
Panel de abeja antideslumbrante  
Anti-glare honeycomb  
Nid abeille anti-éblouissement





# MALTA 15 gen3

CTT SWITCH | LED MODULE



	W	mA	K	Real lm	△	ØxH (mm.)	Kg
● 1.1123.0218	15	350	2K7-3K2-4K	1330-1370-1355	38°	50x90	0,28

#### Accesorios Accessories Accessoires



		△
○ 1.1122.8005	Lens	15°
○ 1.1122.8006	Lens	24°
○ 1.1122.8007	Lens	60°
● 1.1122.8008	Honeycomb	-

#### Drivers ON-OFF

4.1069.1101 150-500mA 21W 200-240V

#### Driver DALI & PUSH

4.1069.6102 150-1050mA 8-42W 220-240V

4.3069.6102 EU 125-500mA 5,5-22W 220-240V

● Negro Black Noir

#### DETALLES DETAILS DÉTAILS



Conector rápido  
Quick connector  
Connecteur rapide



Switch ajustable de temperatura  
Adjustable temperature switch  
Régulateur de température



Fácil montaje  
Easy match  
Montage facile



Panel de abeja antideslumbrante  
Anti-glare honeycomb  
Nid abeille anti-éblouissement





# MALTA

ADJUSTABLE gen2



## MALTA Round Adjustable gen2

ØxH (mm.)



MALTA 8-12

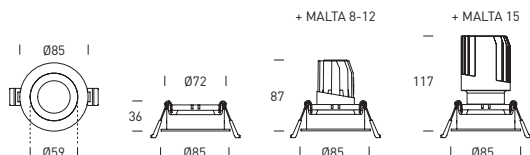


MALTA 15

Kg

○ 1.1120.8114    ● 1.1120.8115

85x36    070x100    070x130    0,05



## MALTA Comfort Adjustable gen2

ØxH (mm.)



MALTA 8-12

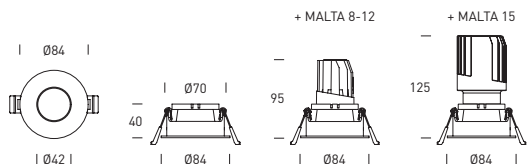


MALTA 15

Kg

● 1.1120.8116

84x40    070x105    070x135    0,05



- Blanco White Blanc
- Blanco/Negro White/Black Blanc/Noir

### DETALLES DETAILS DÉTAILS




Fácil montaje  
Easy match  
Montage facile

MALTA  
Round Adjustable  
+ MALTA 8-12

MALTA  
Comfort Adjustable  
+ MALTA 15

### ACCESORIOS ACCESSORIES ACCESSOIRES



Casquillo GU10 para lámpara LED GU10 máx. 10W  
GU10 lamp holder for GU10 LED lamp max. 10W  
Douille GU10 pour lampe LED GU10 max. 10 W  
Ref.1.1120.8001







# MALTA

SINGLE ADJUSTABLE  
HIGH VISUAL COMFORT



## MALTA Round Single Adjustable

○ 1.1120.8117 ● 1.1120.8217

ØxH (mm.)



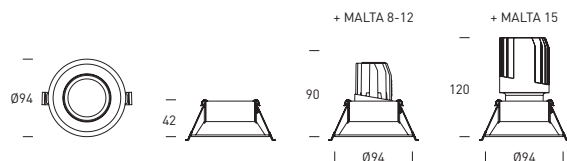
Kg

94x42

Ø85x100

Ø85x130

0,06



## MALTA Square Single Adjustable

○ 1.1120.8118 ● 1.1120.8218

LxDxH (mm.)



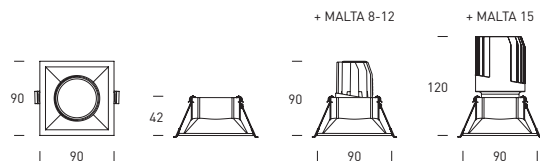
Kg

90x90x42

80x80x100

80x80x130

0,06



○ Blanco White Blanc  
● Negro Black Noir

### DETALLES DETAILS DÉTAILS




Fácil montaje  
Easy match  
Montage facile

Giro retranqueado  
Deep tilt  
Inclinaison profonde

MALTA  
Round Single Adjustable  
+ MALTA 15

### ACCESORIOS ACCESSORIES ACCESSOIRES



Casquillo GU10 para lámpara LED GU10 máx. 10W  
GU10 lamp holder for GU10 LED lamp max. 10W  
Douille GU10 pour lampe LED GU10 max. 10 W  
Ref.1.1120.8001







# MALTA

SQUARE DOUBLE ADJUSTABLE  
HIGH VISUAL COMFORT

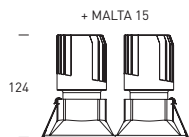
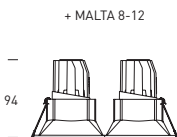
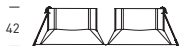
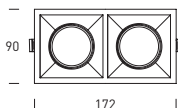


LxDxH (mm.)    MALTA 8-12    MALTA 15    Kg

○ 1.1120.8119    ● 1.1120.8219

172x90x42    160x80x104    160x80x134    0,12

- Blanco White Blanc
- Negro Black Noir



## DETALLES DETAILS DÉTAILS




Fácil montaje  
Easy match  
Montage facile

MALTA  
Square Double Adjustable  
+ MALTA 15

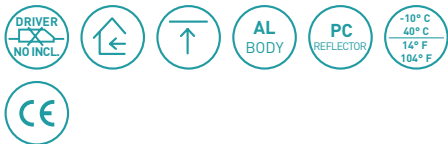
Giro retranqueado  
Deep tilt  
Inclinaison profonde

## ACCESORIOS ACCESSORIES ACCESSOIRES



Casquillo GU10 para lámpara LED GU10 máx. 10W  
GU10 lamp holder for GU10 LED lamp max. 10W  
Douille GU10 pour lampe LED GU10 max. 10 W  
Ref. 1.1120.8001





# MALTA

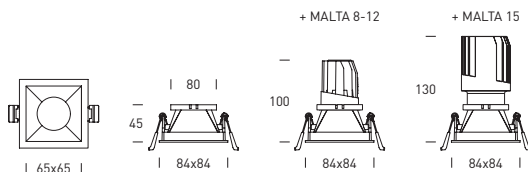
SQUARE



LxDxH (mm.) MALTA 8-12 MALTA 15 Kg

○ 1.1120.8104	● 1.1120.8105	84x84x45	76x76x110	76x76x140	0,07
---------------	---------------	----------	-----------	-----------	------

- Blanco White Blanc
- Blanco/Negro White/Black Blanc/Noir



## DETALLES DETAILS DÉTAILS



Fácil montaje  
Easy match  
Montage facile

MALTA  
Square  
+ MALTA 8-12

## ACCESORIOS ACCESSORIES ACCESSOIRES



Casquillo GU10 para lámpara LED GU10 máx. 10W  
GU10 lamp holder for GU10 LED lamp max. 10W  
Douille GU10 pour lampe LED GU10 max. 10 W  
Ref.1.1120.8001



INDOOR - MODULAR DOWNLIGHTS



# MALTA

ROUND IP20 or IP65



## IP20

○ 1.1120.8108 ● 1.1120.8208

ØxH (mm.)

85x45



MALTA 8-12

75x110



MALTA 15

75x140

Kg

0,09

## IP65

○ 1.1120.8109 ● 1.1120.8209

ØxH (mm.)

85x45



MALTA 8-12

75x110



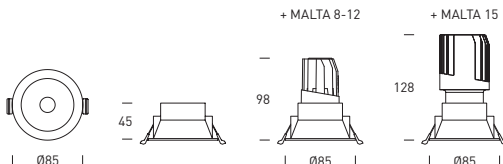
MALTA 15

75x140

Kg

0,09

- Blanco White Blanc
- Negro Black Noir




## DETALLES DETAILS DÉTAILS



Fácil montaje  
Easy match  
Montage facile

MALTA  
Round  
+ MALTA 8-12

## ACCESORIOS ACCESSORIES ACCESSOIRES



Casquillo GU10 para lámpara LED GU10 máx. 10W  
GU10 lamp holder for GU10 LED lamp max. 10W  
Douille GU10 pour lampe LED GU10 max. 10 W  
Ref.1.1120.8001










# MALTA

CARDAN



## SINGLE

LxDxH (mm.)



Kg

● 1.1120.8110

102x102x54

85x85x100

85x85x130

0,17

## DOUBLE

LxDxH (mm.)



Kg

● 1.1120.8111

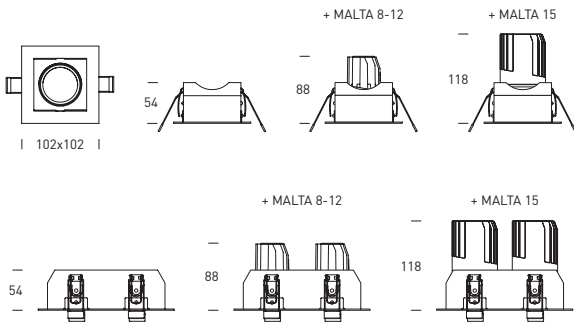
180x102x54

160x85x100

160x85x130

0,3

● Blanco/Negro White/Black Blanc/Noir




## DETALLES DETAILS DÉTAILS



Fácil montaje  
Easy match  
Montage facile

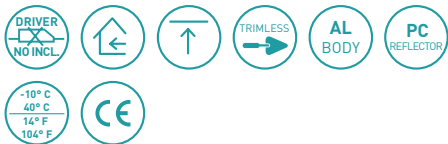
MALTA  
Double Cardan  
+ MALTA 8-12

## ACCESORIOS ACCESSORIES ACCESSOIRES



Casquillo GU10 para lámpara LED GU10 máx. 10W  
GU10 lamp holder for GU10 LED lamp max. 10W  
Douille GU10 pour lampe LED GU10 max. 10 W  
Ref.1.1120.8001





# MALTA

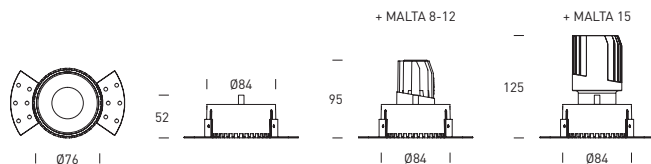
TRIMLESS



## MALTA Trimless Round

○ 1.1120.8106 ● 1.1120.8206

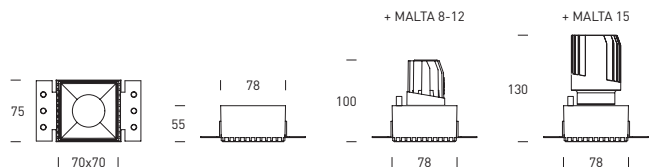
ØxH (mm.)	MALTA 8-12	MALTA 15	Kg
76x52	Ø85x105	Ø85x135	0,12




## MALTA Trimless Square

○ 1.1120.8107 ● 1.1120.8207

LxDxH (mm.)	MALTA 8-12	MALTA 15	Kg
75x78x55	75x78x110	75x78x140	0,12



### DETALLES DETAILS DÉTAILS




Fácil montaje  
Easy match  
Montage facile

MALTA  
Trimless Round  
+ MALTA 15

### ACCESORIOS ACCESSORIES ACCESSOIRES



Casquillo GU10 para lámpara LED GU10 máx. 10W  
GU10 lamp holder for GU10 LED lamp max. 10W  
Douille GU10 pour lampe LED GU10 max. 10 W  
Ref. 1.1120.8001





# MALTA

SEMI RECESSED



## MALTA Semi Recessed Round

ØxH (mm.)



Kg

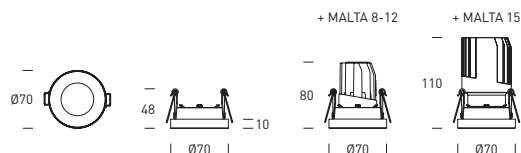
○ 1.1120.8112 ● 1.1120.8212

70x48

Ø64x90

Ø64x120

0,12



## MALTA Semi Recessed Square

LxDxH (mm.)



Kg

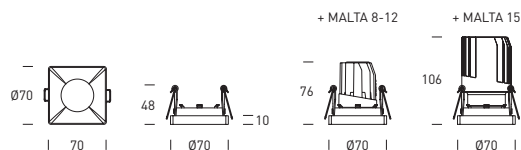
○ 1.1120.8113 ● 1.1120.8213

70x70x48

Ø64x86

Ø64x116

0,12



○ Blanco White Blanc  
● Negro Black Noir

### DETALLES DETAILS DÉTAILS



Fácil montaje  
Easy match  
Montage facile

Corte Ø64 para redondo y cuadrado  
Cutout Ø64 for round & square  
Coupe Ø64 pour rond et carré

MALTA  
Semi Recessed Square  
+ MALTA 15

### ACCESORIOS ACCESSORIES ACCESSOIRES



Casquillo GU10 para lámpara LED GU10 máx. 10W  
GU10 lamp holder for GU10 LED lamp max. 10W  
Douille GU10 pour lampe LED GU10 max. 10 W  
Ref.1.1120.8001

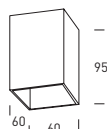






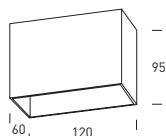
# BOGOTA

SQUARE SURFACE DOWNLIGHT



## BOGOTA Square Single

	W	Holder	V	LxHxD (mm.)	Kg
○ 1.2023.1190 (Inner ring Black)	Max. 50	GU10	100-240	60x60x95	0,26
● 1.2023.1290 (Inner ring Gold)	Max. 50	GU10	100-240	60x60x95	0,26



## BOGOTA Square Double

	W	Holder	V	LxHxD (mm.)	Kg
○ 1.2024.1190 (Inner ring Black)	Max. 2x50	GU10	100-240	60x120x95	0,48
● 1.2024.1290 (Inner ring Gold)	Max. 2x50	GU10	100-240	60x120x95	0,48

○ Blanco White Blanc

● Negro Black Noir

## DETALLES DETAILS DÉTAILS



Disponible en suspensión  
Suspension luminaire available  
Version suspension disponible

Disponible en proyector a carril  
Spotlight track luminaire available  
Version projecteurs sur rail disponible

Cuerpo negro y reflector oro  
Black body & gold reflector  
Corps noir et réflecteur pasive doré



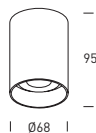


INDOOR - CEILING FIXTURES



# BOGOTA

ROUND SURFACE DOWNLIGHT



	W	Holder	V	ØxH (mm.)	Kg
○ 1.2020.1190 (Inner ring Black)	Max. 50	GU10	100-240	68x95	0,28
● 1.2020.1290 (Inner ring Gold)	Max. 50	GU10	100-240	68x95	0,28



Accesorios Accessories Accessoires

- 1.2020.8101 Honeycomb + pliers

- Blanco White Blanc
- Negro Black Noir

## DETALLES DETAILS DÉTAILS



Disponible en suspensión  
Suspension luminaire available  
Version suspension disponible

Disponible en proyector a carril  
Spotlight track luminaire available  
Version projecteurs sur rail  
disponible

Panel de abeja antideslumbrante  
Anti-glare honeycomb  
Nid abeille anti-éblouissement

Cuerpo negro y reflector oro  
Black body & gold reflector  
Corps noir et réflecteur pasive doré



| Ø68 |

| Ø68 |

| Ø68 |

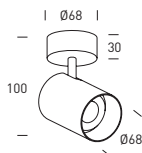
| Ø68 |

Disponible luminaria de techo IP65  
Ceiling luminaire IP65 available  
Version plafonnier IP65 disponible  
(HELSINKI p.181)



# BOGOTA

SURFACE SPOTLIGHT



	W	Holder	V	ØxH (mm.)	Kg
○ 1.2021.1190 (Inner ring Black)	Max. 50	GU10	100-240	68x100	0,44
● 1.2021.1290 (Inner ring Gold)	Max. 50	GU10	100-240	68x100	0,44



Accesorios Accessories Accessoires

- 1.2020.8101 Honeycomb + pliers

- Blanco White Blanc
- Negro Black Noir

## DETALLES DETAILS DÉTAILS



Disponible en suspensión  
Suspension luminaire available  
Version suspension disponible

Disponible en proyector a carril  
Spotlight track luminaire available  
Version projecteurs sur rail  
disponible


Panel de abeja antideslumbrante  
Anti-glare honeycomb  
Nid abeille anti-éblouissement

Cuerpo negro y reflector oro  
Black body & gold reflector  
Corps noir et réflecteur pasive doré



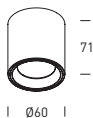


INDOOR - CEILING FIXTURES



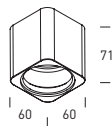
# NEPAL 7

ROUND / SQUARE



## NEPAL 7 Round

			W	K	Real lm	△	V	ØxH (mm.)	Kg
●	1.2000.1112	(Black inner ring included)	7	3000	450	24°	220-240	60x71	0,19
●	1.2000.1212	(Brass inner ring included)	7	3000	450	24°	220-240	60x71	0,19



## NEPAL 7 Square

			W	K	Real lm	△	V	LxDxH (mm.)	Kg
●	1.2001.1112	(Black inner ring included)	7	3000	450	24°	220-240	60x60x71	0,20
●	1.2001.1212	(Brass inner ring included)	7	3000	450	24°	220-240	60x60x71	0,20

### Accessories for Round & Square

- 1.2000.8101 White ring
- 1.2000.8201 Black ring
- 1.2000.8901 Brass ring

### DETALLES DETAILS DÉTAILS



Fácil y rápida instalación  
Easy and fast installation  
Installation simple et rapide

Aros con rosca intercambiables  
Rings with interchangeable nuts  
Anneau interchangeables à filetage intérieur

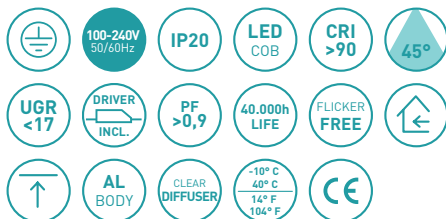
- Blanco/Negro White/Black Blanc/Noir
- Negro/Latón Black/Brass Noir/Laiton





INDOOR - CEILING FIXTURES

# NEPAL



| Ø73 |



## NEPAL 12

	W	K	Real lm	△	V	ØxH (mm.)	Kg
☉ 1.2002.1112 (Matt black inner ring included)	12	3000	780	45°	100-240	73x100	0,39
● 1.2002.1212 (Matt black inner ring included)	12	3000	780	45°	100-240	73x100	0,39



| Ø94 |



## NEPAL 20

	W	K	Real lm	△	V	ØxH (mm.)	Kg
☉ 1.2004.1112 (Matt black inner ring included)	20	3000	1300	45°	100-240	94x116	0,62
● 1.2004.1212 (Matt black inner ring included)	20	3000	1300	45°	100-240	94x116	0,62



| Ø115 |



## NEPAL 30

	W	K	Real lm	△	V	ØxH (mm.)	Kg
☉ 1.2006.1112 (Matt black inner ring included)	30	3000	1950	45°	100-240	115x125	0,70
● 1.2006.1212 (Matt black inner ring included)	30	3000	1950	45°	100-240	115x125	0,70

## DETALLES DETAILS DÉTAILS




Fácil instalación. Slinga de seguridad incl.  
Easy installation. Safety sling included  
Installation simple. Sangle de sécurité incl.

Alto confort visual  
High visual comfort  
Haut confort visuel

☉ Blanco/Negro White/Black Blanc/Noir  
● Negro Black Noir

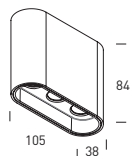




# PARIS




			W	K	Real lm	△	V	LxHxD (mm.)	Kg
●	1.2010.1111	(Black inner ring included)	7	2700	404	35°	100-240	105x38x84	0,30
●	1.2010.1112	(Black inner ring included)	7	3000	440	35°	100-240	105x38x84	0,30
●	1.2010.1211	(Gold inner ring included)	7	2700	404	35°	100-240	105x38x84	0,30
●	1.2010.1212	(Gold inner ring included)	7	3000	440	35°	100-240	105x38x84	0,30



- Blanco/Negro White/Black Blanc/Noir
- Negro/Dorado Black/Gold Noir/Doré

## DETALLES DETAILS DÉTAILS



Cuerpo blanco con embellecedor interior negro  
White body with black inner ring  
Corps noir avec embelleisseur intérieur noir

Cuerpo negro con embellecedor interior dorado  
Black body with gold inner ring  
Corps noir avec embelleisseur intérieur doré





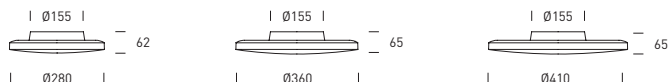


# IBIZA

MULTIPOWER & CCT SWITCH



IBIZA 15	W	K	Real lm (2700K)	Real lm (3200K)	Real lm (4000K)	△	ØxL (mm.)	Kg
○ 1.2030.1118	10-15	2K7-3K2-4K	1045 (10W) 1390 (15W)	1170 (10W) 1605 (15W)	1135 (10W) 1525 (15W)	110°	280x62	0,60
IBIZA 18	W	K	Real lm (2700K)	Real lm (3200K)	Real lm (4000K)	△	ØxL (mm.)	Kg
○ 1.2031.1118	13-18	2K7-3K2-4K	1220 (13W) 1670 (18W)	1335 (13W) 1855 (18W)	1320 (13W) 1790 (18W)	110°	360x65	0,80
IBIZA 32	W	K	Real lm (2700K)	Real lm (3200K)	Real lm (4000K)	△	ØxL (mm.)	Kg
○ 1.2032.1118	22-32	2K7-3K2-4K	2125 (22W) 2925 (32W)	2355 (22W) 3270 (32W)	2290 (22W) 3105 (32W)	110°	410x65	1,10



## ACCESORIOS ACCESSORIES ACCESSOIRES



Kit suspension 1,5m.  
Suspension kit 1,5m.  
Suspension kit 1,5m.  
Ref. 1.2030.8101

Adaptador Turn & Lock  
Turn & Lock adapter  
Adaptateur Turn & Lock

Florón extra plano  
Slim canopy  
Rosace extra mince

○ Blanco White Blanc

## DETALLES DETAILS DÉTAILS



Instalación en techo o pared  
Ceiling or wall installation  
Installation au plafond ou au mur


Fácil y rápida instalación  
Easy and fast installation  
Installation facile et rapide

Switch de temperatura y de potencia  
Temperature and power switch  
Interrupteur de température et de puissance

Eslinga de seguridad  
Safety Sling  
Sangle de sécurité







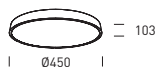
# BRUSSELS

CCT SWITCH - UGR<19 - DIM



BRUSSELS 26	W	K	Real lm	△	V	ØxH (mm.)	Kg
○ 1.2025.6118	26	3K-3K5-4K	2630lm-2720lm-2760lm	90°	220-240	450x103	4,5
● 1.2025.6218	26	3K-3K5-4K	2630lm-2720lm-2760lm	90°	220-240	450x103	4,5

BRUSSELS 40	W	K	Real lm	△	V	ØxH (mm.)	Kg
○ 1.2026.6118	40	3K-3K5-4K	4120lm-4230lm-4340lm	90°	220-240	600x105	6,5
● 1.2026.6218	40	3K-3K5-4K	4120lm-4230lm-4340lm	90°	220-240	600x105	6,5



○ Blanco White Blanc  
● Negro Black Noir

## DETALLES DETAILS DÉTAILS

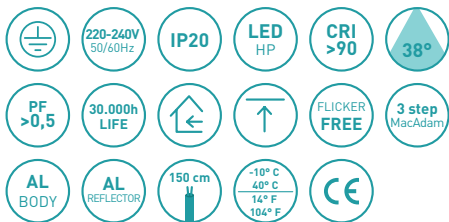


Difusor micropismatico  
Micropismatic diffuser  
Diffuseur micropismatique

Switch ajustable de temperatura  
Adjustable temperature switch  
Régulateur de température

Disponible como luminaria de suspensión  
Suspension luminaire available  
Version suspension disponible

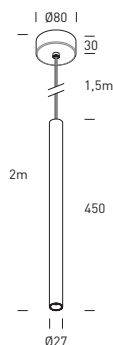




# PISA



			W	K	Real lm	△	V	ØxH (mm.)	Kg
○	1.2100.1112	(Black inner ring included)	7,5	3000	255	38°	220-240	27x450	0,46
●	1.2100.1212	(Black inner ring included)	7,5	3000	255	38°	220-240	27x450	0,46



- Blanco White Blanc
- Negro Black Noir

## DETALLES DETAILS DÉTAILS



Suspensión ajustable (1,5m)  
Adjustable suspension (1,5m)  
Suspension réglable (1,5m)


Cuerpo blanco y reflector negro  
White body & black reflector  
Corps blanc et réflecteur noir

Cuerpo negro y reflector negro  
Black body & black reflector  
Corps noir et réflecteur noir

Florón sin tornillos  
Seenless screws canopy  
Rosace sans vis



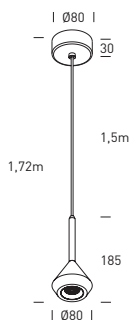




# BOLOGNA



			W	K	Real lm	△	V	ØxH (mm.)	Kg
○	1.2105.1112	(Black inner ring included)	7,5	3000	420	24°	220-240	80x185	0,58
●	1.2105.1212	(Black inner ring included)	7,5	3000	420	24°	220-240	80x185	0,58



- Blanco White Blanc
- Negro Black Noir

## DETALLES DETAILS DÉTAILS



Suspensión ajustable (1,5m)  
Adjustable suspension (1,5m)  
Suspension réglable (1,5m)

Cuerpo blanco y reflector negro  
White body & black reflector  
Corps blanc et réflecteur noir

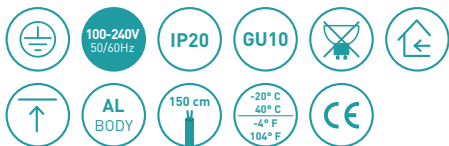
Cuerpo negro y reflector negro  
Black body & black reflector  
Corps noir et réflecteur noir

Florón sin tornillos  
Seenless screws canopy  
Rosace sans vis





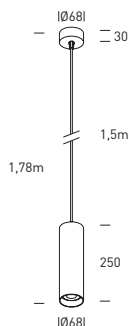
**Kjötkompani, Reykjavik (Iceland)**  
Lighting designer: Stefán Agnar Hjörleifsson  
Pictures: Stefán Agnar Hjörleifsson  
Supplier: Jóhann Ólafsson & Co.



# BOGOTA



			W	Holder	V	ØxH (mm.)	Kg
○	1.2022.1190	(Black inner ring included)	Max. 50	GU10	100-240	68x250	0,69
●	1.2022.1290	(Gold inner ring included)	Max. 50	GU10	100-240	68x250	0,69




## Accesorios Accessories Accessoires

●	1.2020.8101	Honeycomb + pliers	-
○	1.2020.8100	Recessed canopy	Ø70
●	1.2020.8200	Recessed canopy	Ø70

○ Blanco White Blanc  
● Negro Black Noir

## DETALLES DETAILS DÉTAILS




Suspensión ajustable (1,5m)  
Adjustable suspension (1,5m)  
Suspension réglable (1,5m)

Base empotrar disponible  
Recessed canopy available  
Rosace encastré disponible

Blanco/reflector negro o negro/reflector oro  
White/black reflector or black/gold reflector  
Blanc/réflecteur noir ou noir/réflecteur doré

Panel de abeja disponible  
Honeycomb accessory available  
Acc. nid d'abeille disponible





# BRUSSELS

CCT SWITCH - UGR<19 - DIM



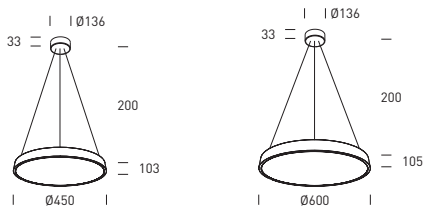
Accesorios Accessories Accessoires

○ 1.2025.8101 Suspension kit 2m (Brussels 26/40)

● 1.2025.8201 Suspension kit 2m (Brussels 26/40)

BRUSSELS 26	W	K	Real lm	$\Delta$	V	ØxH (mm.)	Kg
○ 1.2025.6118	26	3K-3K5-4K	2630lm-2720lm-2760lm	90°	220-240	450x103	4,5
● 1.2025.6218	26	3K-3K5-4K	2630lm-2720lm-2760lm	90°	220-240	450x103	4,5

BRUSSELS 40	W	K	Real lm	$\Delta$	V	ØxH (mm.)	Kg
○ 1.2026.6118	40	3K-3K5-4K	4120lm-4230lm-4340lm	90°	220-240	600x105	6,5
● 1.2026.6218	40	3K-3K5-4K	4120lm-4230lm-4340lm	90°	220-240	600x105	6,5



DETALLES DETAILS DÉTAILS



Difusor micropismatico  
Microprismatic diffuser  
Diffuseur micropismatique

Switch ajustable de temperatura  
Adjustable temperature switch  
Régulateur de température

Kit de suspensión (2m)  
Suspension kit (2m)  
Suspension kit (2m)

Disponible como luminaria de techo  
Ceiling luminaire available  
Version plafonnier disponible





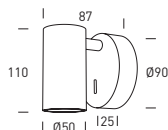


# BOGOTA S

READING



	W	Holder	Bulb	V	ØxD (mm.)	Kg
○ 1.3005.1190 (White inner ring)	3,5	GU10	MR11 (not included)	100-240	90x87	0,4
● 1.3005.1290 (Black inner ring)	3,5	GU10	MR11 (not included)	100-240	90x87	0,4



## Info Bombilla | Bulb | Ampoule

Luminaria para bombilla Mini GU10 MR11 Ø35mm. (No incluida)  
 Luminaire for Mini GU10 MR11 bulb Ø35mm. (Not included)  
 Luminaire pour ampoule Mini GU10 MR11 Ø35mm. (Non inclus)

## DETALLES DETAILS DÉTAILS



Blanco micro texturizado  
 Micro texturised white  
 Blanc micro texturé

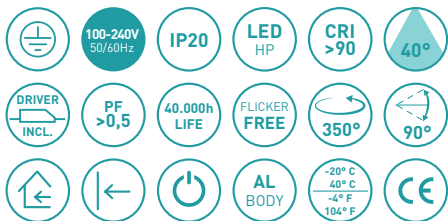
Interruptor incorporado  
 Switch included  
 Interrupteur incorporés

Alto confort visual  
 High visual comfort  
 Haut confort visuel

○ Blanco White Blanc  
 ● Negro Black Noir



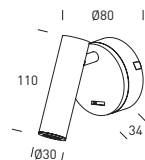




# ICELAND



	W	K	Real lm	△	V	ØxHxD (mm.)	Kg
○ 1.3001.1112 ● 1.3001.1212	3	3000	160	40°	100-240	80x110x34	0,32



## DETALLES DETAILS DÉTAILS



Blanco micro texturizado  
Micro texturised white  
Blanc micro texturé

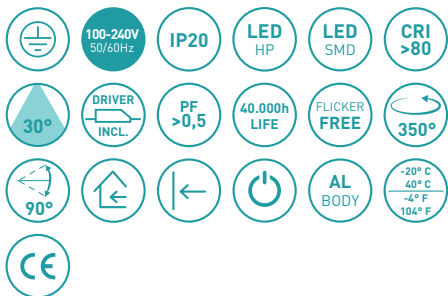
Interruptor incorporado  
Switch included  
Interrupteur incorporé

Alto confort visual  
High visual comfort  
Haut confort visuel

○ Blanco White Blanc  
● Negro Black Noir



INDOOR - WALL FIXTURES

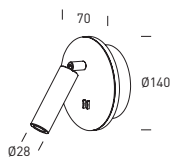


# ENGLAND

BACKLIGHT / SPOTLIGHT



	W	K	Real lm	△	V	ØxD (mm.)	Kg
○ 1.3002.1112 ● 1.3002.1212	6 (Backlight)+3 (Spot)	3000	450	30°	100-240	140x70	0,59



## DETALLES DETAILS DÉTAILS



Blanco micro texturizado  
Micro texturised white  
Blanc micro texturé


2 Interruptores incorporados  
2 Switches included  
2 Interrupteurs incorporés

Luz indirecta  
Indirect light  
Lumière indirecte

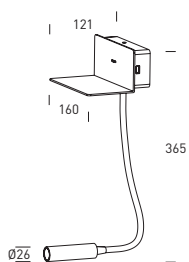
○ Blanco White Blanc  
● Negro Black Noir

# SPAIN

USB



	W	K	Real lm	△	V	LxHxD (mm.)	Kg
○ 1.3003.1212 ● 1.3003.1212	3	3000	160	40°	100-240	160x365x121	0,86



## DETALLES DETAILS DÉTAILS



Puerto de carga USB (2,1A)  
Charging port USB (2,1A)  
Prise de charge USB (2,1A)



Interruptor incorporado  
Switch included  
Interrupteur incorporé



Versión en negro  
Black version  
Version en noir

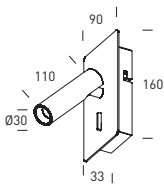
○ Blanco White Blanc  
● Negro Black Noir



USA  
USB



	W	K	Real lm	△	V	LxHxD (mm.)	Kg
○ 1.3004.1111 ● 1.3004.1211	3	2700	160	60°	100-240	90x160x81	0,66



DETALLES DETAILS DÉTAILS




Puerto de carga USB (2,1A)  
Charging port USB (2,1A)  
Prise de charge USB (2,1A)


Interruptor incorporado  
Switch included  
Interrupteur incorporé

Negro micro texturizado  
Micro texturised black  
Noir micro texturisé

- Blanco White Blanc
- Negro Black Noir





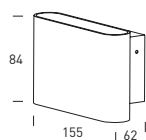


# GREECE


UP / DOWN




		W	K	Real lm	V	LxHxD (mm.)	Kg
○	1.3010.1111	8	2700	400	100-240	155x84x62	0,40
○	1.3010.1112	8	3000	400	100-240	155x84x62	0,40

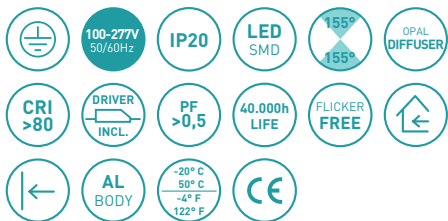


## DETALLES DETAILS DÉTAILS



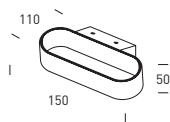
Alto confort visual  
High visual comfort  
Haut confort visuel





# COPENHAGUE

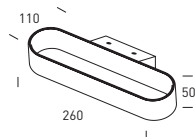
UP / DOWN



**COPENHAGUE 150mm**



	W	K	Real lm	△	V	LxHxD (mm.)	Kg
○ 1.3011.1111	6	2700	423	155°-155°	100-277	150x110x50	0,52



**COPENHAGUE 260mm**



	W	K	Real lm	△	V	LxHxD (mm.)	Kg
○ 1.3012.1111	6	2700	440	155°-155°	100-277	260x110x50	0,80

## DETALLES DETAILS DÉTAILS



Alto confort visual (difusor opal)  
High visual comfort (opal diffuser)  
Haut confort visuel (diffuseur opate)

Iluminación directa-indirecta  
Direct-indirect light  
Éclairage direct-indirect

○ Blanco White Blanc



INDOOR - STEP LIGHTS

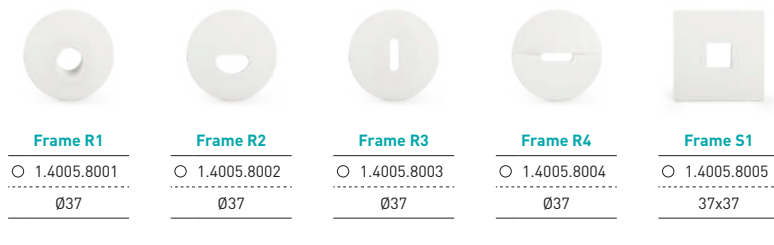


# MADEIRA

STEP LIGHTING



MADEIRA LED MODULE	W	IP	K	Real lm	ØxH (mm.)	Kg
● 1.4005.0511	1W-350mA / 2W-700mA	IP65	2700	50/100	28x26	Ø32 0,05
● 1.4005.0512	1W-350mA / 2W-700mA	IP65	3000	50/100	28x26	Ø32 0,05



Drivers ON-OFF 350mA

4.1011.1303 350mA 3,5W 100-240V IP65

4.3041.1201 EU 350mA 1-8W 100-240V IP54 \*

Drivers ON-OFF 700mA

4.1013.1304 700mA 3W 100-240V IP65

4.3043.1201 EU 700mA 6W 100-240V IP54 \*

\* Instalación driver en pared registrable.  
\* Driver installation in accessible wall.  
\* Installation du driver dans un mur accessible.

## DETALLES DETAILS DÉTAILS



Bañador de suelo  
Floor washer  
Laveur de sol

5 marcos  
5 frames  
5 cadres


Luz asimétrica  
Asymmetric light  
Lumière asymétrique

Extra plano  
Extra slim  
Extra plate



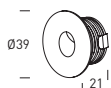


INDOOR - STEP LIGHTS

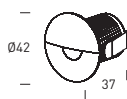


# LISBON PORTO

STEP LIGHTING



LISBON	W	IP	K	Real lm	ØxH (mm.)	⤴	Kg
● 1.4001.0511	1W-350mA / 2W-700mA	IP54	2700	50/110	39x21	⌀34	0,05
○ 1.4001.0111	1W-350mA / 2W-700mA	IP54	2700	50/110	39x21	⌀34	0,05



PORTO	W	IP	K	Real lm	ØxH (mm.)	⤴	Kg
○ 1.4002.0111	1W-350mA / 2W-700mA	IP65	2700	70/140	42x37	⌀34	0,07

## Drivers for Lisbon & Porto

### Drivers ON-OFF 350mA

4.1011.1303 350mA 3,5W 100-240V IP65

4.3041.1201 EU 350mA 1-8W 100-240V IP54 \*


### Drivers ON-OFF 700mA

4.1013.1304 700mA 3W 100-240V IP65

4.3043.1201 EU 700mA 6W 100-240V IP54 \*

- \* Instalación driver en pared registrable.
- \* Driver installation in accessible wall.
- \* Installation du driver dans un mur accessible.

## DETALLES DETAILS DÉTAILS



Bañador de suelo  
Floor washer  
Lèche mur


Luz asimétrica  
Asymmetric light  
Lumière asymétrique

Extra plano  
Extra slim  
Extra plate

- Blanco White Blanc
- Aluminio cepillado  
Brushed aluminum  
Aluminium brossé

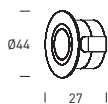


INDOOR - STEP LIGHTS

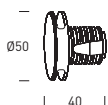


# ALGARVE SINTRA

STEP LIGHTING



	ALGARVE	W	IP	K	Real lm	ØxH (mm.)	⤴	Kg
○	1.4004.0111	1W-350mA / 2W-700mA	IP65	2700	70/140	44x27	Ø36	0,06



	SINTRA	W	IP	K	Real lm	ØxH (mm.)	⤴	Kg
○	1.4003.0111	1W-350mA / 2W-700mA	IP65	2700	50/110	50x40	Ø34	0,08

## Drivers for Algarve & Sintra

### Drivers ON-OFF 350mA

4.1011.1303 350mA 3,5W 100-240V IP65

4.3041.1201 EU 350mA 1-8W 100-240V IP54 \*

### Drivers ON-OFF 700mA

4.1013.1304 700mA 3W 100-240V IP65


4.3043.1201 EU 700mA 6W 100-240V IP54 \*

\* Instalación driver en pared registrable.

\* Driver installation in accessible wall.

\* Installation du driver dans un mur accessible.

## DETALLES DETAILS DÉTAILS



Luz frontal  
Frontal light  
Lumière frontale

Luz bidireccional  
Bidirectional light  
Lumière bidirectionnelle

Extra plano  
Extra slim  
Extra plate



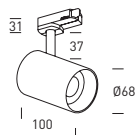
Casas Bilbao, Spain  
Arquitect: Silvia Contreras





# BOGOTA

TRACK SPOTLIGHT



	W	Holder	V	ØxL (mm.)	Kg
○ 1.5190.1190 (Inner ring Black)	Max. 50	GU10	100-240	68x100	0,37
● 1.5190.1290 (Inner ring Gold)	Max. 50	GU10	100-240	68x100	0,37



Accesorios Accessories Accessoires

- 1.2020.8101 Honeycomb + pliers

- Blanco White Blanc
- Negro Black Noir

## DETALLES DETAILS DÉTAILS



Disponible en suspensión  
Suspension luminaire available  
Version suspension disponible

Disponible para techo  
Ceiling luminaire available  
Version plafonnier disponible

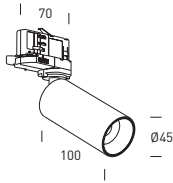

Cuerpo negro y reflector oro  
Black body & gold reflector  
Corps noir et réflecteur doré

Accesorios carril pág. 144-145  
Track accessories pages 144-145  
Accessoires rail pages 144-145





# PORTUGAL



	W	K	Real lm	△	V	ØxL (mm.)	Kg
○ 1.5020.7111   ● 1.5020.7211	7	2700	470	24°	220-240	45x100	0,27

## Accesorios Accessories Accessoires



		△
○ 1.5020.8001	Lens	15°
○ 1.5020.8002	Lens	36°
○ 1.5020.8003	Lens	45°
● 1.5020.8005	Honeycomb	

○ Blanco White Blanc  
● Negro Black Noir

## DETALLES DETAILS DÉTAILS



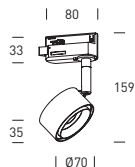

Diseño sin tornillos  
Screwless design  
Désign sans vis

Panel de abeja antideslumbrante  
Anti-glare honeycomb  
Nid abeille anti-éblouissement

Versión en negro  
Black version  
Version en noir

Accesorios carril pág. 144-145  
Track accessories pages 144-145  
Accessoires rail pages 144-145

# AUSTRALIA



	W	K	Real lm	△	V	ØxL (mm.)	Kg
○ 1.5031.1112 ● 1.5031.1212	8	3000	620	24°	220-240	70x35	0,45

Accesorios	Accessories	Accessoires	△
○ 1.5031.8001	Lens		15°
○ 1.5031.8002	Lens		36°
● 1.5031.8005	Honeycomb		

○ Blanco White Blanc  
● Negro Black Noir

## DETALLES DETAILS DÉTAILS



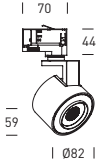
Lente  
Lens  
Lentille

Panel de abeja antideslumbrante  
Anti-glare honeycomb  
Nid abeille anti-éblouissement

Accesorios carril pág. 144-145  
Track accessories pages 144-145  
Accessoires rail pages 144-145

Versión en negro  
Black version  
Version en noir

# GERMANY

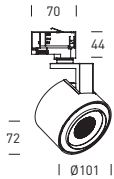


## GERMANY 10

	W	K	Real lm	△	V	ØxL (mm.)	Kg
○ 1.5051.1112 ● 1.5051.1212	10	3000	695	24°	100-240	82x59	0,48

### Accesorios Accessories Accessoires

○ 1.5051.8001	Lens	15°
○ 1.5051.8002	Lens	36°



## GERMANY 20

	W	K	Real lm	△	V	ØxL (mm.)	Kg
○ 1.5056.1112 ● 1.5056.1212	20	3000	1415	24°	100-240	101x72	0,81

### Accesorios Accessories Accessoires

○ 1.5056.8001	Lens	15°
○ 1.5056.8002	Lens	36°

## DETALLES DETAILS DÉTAILS



Lente  
Lens  
Lentille



Accesorios carril pág. 144-145  
Track accessories pages 144-145  
Accessoires rail pages 144-145

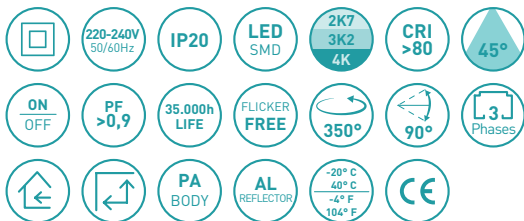


Versión en negro  
Black version  
Version en noir

○ Blanco White Blanc  
● Negro Black Noir

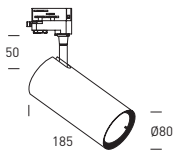


Showroom Alaire, Sintra (Portugal)  
Architecture or interior design: Alaire  
Lighting project: Justlight



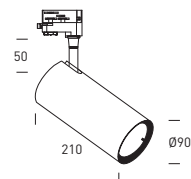
# BERLIN

MULTIPOWER & CCT SWITCH



BERLIN 20		W	K	Real lm (2700K)	Real lm (3200K)	Real lm (4000K)	△	ØxL (mm.)	Kg
○ 1.5026.1118 ● 1.5026.1218		14-21	2K7-3K2-4K	1200 (14W) 1660 (20W)	1360 (14W) 1925 (20W)	1300 (14W) 1780 (20W)	△	45° 80x185	0,66

Accesorios	Accessories	Accessoires	△
● 1.5026.8001	Reflector		60°



BERLIN 30		W	K	Real lm (2700K)	Real lm (3200K)	Real lm (4000K)	△	ØxL (mm.)	Kg
○ 1.5027.1118 ● 1.5027.1218		21-30	2K7-3K2-4K	1730 (21W) 2230 (30W)	1955 (21W) 2625 (30W)	1860 (21W) 2440 (30W)	△	45° 90x210	0,85

Accesorios	Accessories	Accessoires	△
● 1.5027.8001	Reflector		60°

○ Blanco White Blanc  
● Negro Black Noir


## DETALLES DETAILS DÉTAILS



Switch de temperatura y de potencia ajustables  
Adjustable temperature and power switch  
Régulateur de température et de puissance



2 reflectores alu. disponibles (45° y 60°)  
2 alu. reflectors available (45° y 60°)  
2 réflecteurs en alu. disponibles (45° et 60°)



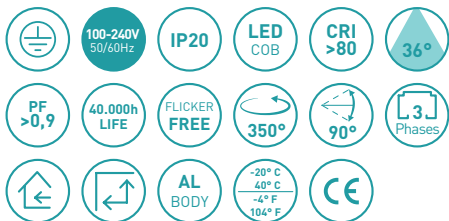
Accesorios carril pág. 144-145  
Track accessories pages 144-145  
Accessoires rail pages 144-145



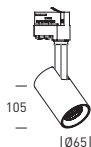


BEST COFFEE				HOT COFFEE			
	XS	S	M	L			
AMERICANO	1.90	2.30	2.60	2.90	AMERICANO	2.00	2.40
ESPRESSO	1.90	2.30	2.60	2.90	LATTE	2.50	3.00
MACCHIATO	2.00	2.40	2.70	3.00	CAPPUCCINO	2.50	3.00
CAPPUCCINO	2.00	2.40	2.70	3.00	CARAMELLATO	2.50	3.00
LATTE	2.00	2.40	2.70	3.00	CHOCOLATATO	2.50	3.00
VALENTINATO	2.00	2.40	2.70	3.00	SAVONATO	2.50	3.00
VALENTINATO	2.00	2.40	2.70	3.00			
VALENTINATO	2.00	2.40	2.70	3.00			
VALENTINATO	2.00	2.40	2.70	3.00			

Good Coffee, Barcelona  
PUNTO CONSULTING | Retail Experience

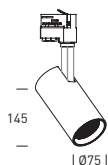


# FRANCE



FRANCE 10		W	K	Real lm	△	V	ØxH (mm.)	Kg
○ 1.5112.1112	● 1.5112.1212	10	3000	880	36°	100-240	65x105	0,6
○ 1.5112.1114	● 1.5112.1214	10	4000	950	36°	100-240	65x105	0,6

Accesorios Accessories Accessoires		△
○ 1.5112.8001	Reflector	15°
○ 1.5112.8002	Reflector	24°



FRANCE 20		W	K	Real lm	△	V	ØxH (mm.)	Kg
○ 1.5122.1112	● 1.5122.1212	20	3000	1800	36°	100-240	75x145	0,81
○ 1.5122.1114	● 1.5122.1214	20	4000	1910	36°	100-240	75x145	0,81

Accesorios Accessories Accessoires		△
○ 1.5122.8001	Reflector	15°
○ 1.5122.8002	Reflector	24°

## DETALLES DETAILS DÉTAILS



Reflector  
Reflector  
Réflecteur

Accesorios carril pág. 144-145  
Track accessories pages 144-145  
Accessoires rail pages 144-145

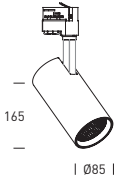
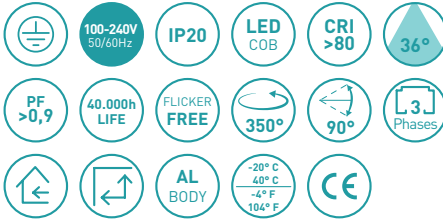
Versión en negro  
Black version  
Version en noir

○ Blanco White Blanc  
● Negro Black Noir



INDOOR - 3 PHASE SPOTLIGHTS

# FRANCE

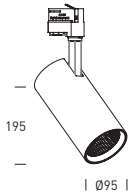


## FRANCE 30

	W	K	Real lm	△	V	ØxL (mm.)	Kg
○ 1.5132.1112 ● 1.5132.1212	30	3000	2780	36°	100-240	85x165	1,13
○ 1.5132.1114 ● 1.5132.1214	30	4000	2950	36°	100-240	85x165	1,13

### Accesorios Accessories Accessoires

○ 1.5132.8001	Reflector	15°
○ 1.5132.8002	Reflector	24°



## FRANCE 40

	W	K	Real lm	△	V	ØxL (mm.)	Kg
○ 1.5142.1112 ● 1.5142.1212	40	3000	3830	36°	100-240	95x195	1,51
○ 1.5142.1114 ● 1.5142.1214	40	4000	4060	36°	100-240	95x195	1,51

### Accesorios Accessories Accessoires

○ 1.5142.8001	Reflector	15°
○ 1.5142.8002	Reflector	24°

## DETALLES DETAILS DÉTAILS



Reflector  
Reflector  
Réflecteur

Accesorios carril pág. 144-145  
Track accessories pages 144-145  
Accessoires rail pages 144-145

Versión en negro  
Black version  
Version en noir

○ Blanco White Blanc  
● Negro Black Noir

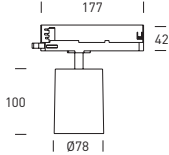




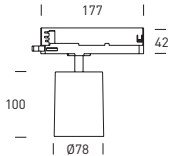
INDOOR - 3 PHASE SPOTLIGHTS

# BONN

CCT SWITCH



BONN 20		W	Real lm (2700K)	Real lm (3200K)	Real lm (4000K)	△	V	ØxL (mm.)	Kg
○ 1.5035.1118	● 1.5035.1218	20	1660	1800	1700	30°	220-240	78x100	0,55



BONN 30		W	Real lm (2700K)	Real lm (3200K)	Real lm (4000K)	△	V	ØxL (mm.)	Kg
○ 1.5036.1118	● 1.5036.1218	30	2490	2700	2550	30°	220-240	78x100	0,55

## Accessories for BONN 20 & 30

○ 1.5035.8001	Lens	20°
○ 1.5035.8002	Lens	40°
○ 1.5035.8003	Lens	50°
○ 1.5035.8101	White ring	-
● 1.5035.8005	Honeycomb	-



○ Blanco White Blanc  
● Negro Black Noir

## DETALLES DETAILS DÉTAILS



Switch ajustable temperatura  
Adjustable temperature switch  
Régulateur de température

Panel de abeja disponible  
Honeycomb acc. available  
Acc. nid d'abeille disponible

Diseño slim  
Slim design  
Conception mince


Accesorio aro blanco  
White ring accessory  
Accessoire anneau blanc

Acc. carril pág. 144-145  
Track acc. pages 144-145  
Acc. rail pages 144-145





Alzueta Gallery, Barcelona  
Photographer: Javier Márquez Studio

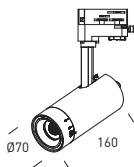


Silence Flagship Store, Barcelona



# TOKYO

CCT SWITCH - ZOOM - DIM

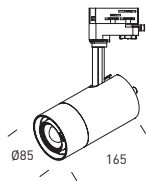


TOKYO 15		W	K	Real lm (2700K)	Real lm (3000K)	Real lm (4000K)	△	ØxL (mm.)	Kg
○ 1.5005.2118	● 1.5005.2218	15	2K7-3K-4K	955 (15°) 1080 (55°)	985 (15°) 1115 (55°)	1060 (15°) 1200 (55°)	15°-55°	70x160	0,70



Accesorios Accessories Accessoires

● 1.5005.8001 Honeycomb Tokyo 15



TOKYO 25		W	K	Real lm (2700K)	Real lm (3000K)	Real lm (4000K)	△	ØxL (mm.)	Kg
○ 1.5006.2118	● 1.5006.2218	25	2K7-3K-4K	1800 (15°) 1955 (55°)	1860 (15°) 2025 (55°)	2000 (15°) 2175 (55°)	15°-55°	85x165	1,00

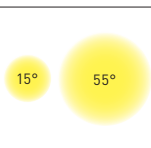
## DETALLES DETAILS DÉTAILS



Botón regulación  
Potentiometer  
Avec potentiomètre



Switch ajustable de temperatura  
Adjustable temperature switch  
Régulateur de température




Haz de luz ajustable  
Adjustable beam angle  
Faisceau de lumière réglable



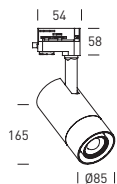


INDOOR - 3 PHASE SPOTLIGHTS



# JAPAN

ZOOM - DIM



	W	K	Real lm	△	V	ØxL (mm.)	Kg
○ 1.5001.2112 ● 1.5001.2212	25	3000	2330-2390	15°-50°	100-240	85x165	1,13
○ 1.5001.2114 ● 1.5001.2214	25	4000	2440-2500	15°-50°	100-240	85x165	1,13

○ Blanco White Blanc  
● Negro Black Noir

## DETALLES DETAILS DÉTAILS



Botón regulación  
Potentiometer  
Avec potentiomètre

Haz de luz ajustable  
Adjustable beam angle  
Faisceau de lumière réglable

Accesorios carril pág. 144-145  
Track accessories pages 144-145  
Accessoires rail pages 144-145

Versión en negro  
Black version  
Version en noir

# TRACK

3 phase - 16A



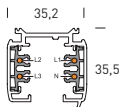
16A

100-240V  
50/60Hz



AL  
TRACK

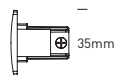
PC  
ACC.



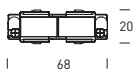
<input type="radio"/>	1.5000.8102	Carril 2m.	2m. Track	Rail 2m.	.....
<input checked="" type="radio"/>	1.5000.8202				
<input type="radio"/>	1.5000.8103	Carril 3m.	3m. Track	Rail 3m.	.....
<input checked="" type="radio"/>	1.5000.8203				



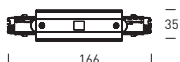
<input type="radio"/>	1.5000.8110	Alimentación Izquierda	Left earth electrode	Alimentation Gauche	.....
<input type="radio"/>	1.5000.8111	Alimentación Derecha	Right earth electrode	Alimentation Droite	.....
<input checked="" type="radio"/>	1.5000.8210	Alimentación Izquierda	Left earth electrode	Alimentation Gauche	.....
<input checked="" type="radio"/>	1.5000.8211	Alimentación Derecha	Right earth electrode	Alimentation Droite	.....



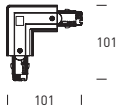
<input type="radio"/>	1.5000.8118	Tapa final	End cap	Couvercle final	.....
<input checked="" type="radio"/>	1.5000.8218				



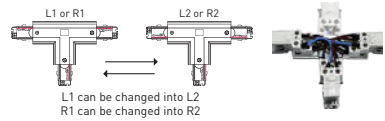
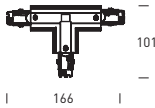
<input type="radio"/>	1.5000.8116	Unión recta	Straight joint	Union droite	.....
<input checked="" type="radio"/>	1.5000.8216				



<input type="radio"/>	1.5000.8112	Alimentación intermedia	Central connector	Alimentation centrale	.....
<input checked="" type="radio"/>	1.5000.8212				



<input type="radio"/>	1.5000.8113	Alimentación L Izquierda	Left L-connector	Alimentation L Gauche
<input type="radio"/>	1.5000.8114	Alimentación L Derecha	Right L-connector	Alimentation Droite
<input checked="" type="radio"/>	1.5000.8213	Alimentación L Izquierda	Left L-connector	Alimentation L Gauche
<input checked="" type="radio"/>	1.5000.8214	Alimentación L Derecha	Right L-connector	Alimentation Droite



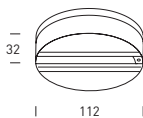
<input type="radio"/>	1.5000.8120	Alimentación T Izquierda	Left T-connector	Alimentation T Gauche
<input type="radio"/>	1.5000.8121	Alimentación T Derecha	Right T-connector	Alimentation T Droite
<input checked="" type="radio"/>	1.5000.8220	Alimentación T Izquierda	Left T-connector	Alimentation T Gauche
<input checked="" type="radio"/>	1.5000.8221	Alimentación T Derecha	Right T-connector	Alimentation T Droite



<input type="radio"/>	1.5000.8117	Unión flexible	Flexible joint	Union flexible
<input checked="" type="radio"/>	1.5000.8217			



<input type="radio"/>	1.5000.8001	Kit suspensión 5m.	5m. suspension kit	5m. suspension kit
<input checked="" type="radio"/>	1.5000.8002			



<input type="radio"/>	1.5000.8101	Base de montaje	Surface mounted base	Adaptateur surface
<input checked="" type="radio"/>	1.5000.8201			

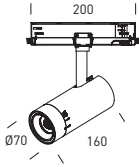





Prime Matter Gallery, Lisboa  
Photography: Babled Studio  
Architecture: Davide Ntarelli  
Lighting project: JustLIGHT

# TOKYO DALI

CCT SWITCH - ZOOM

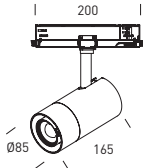


TOKYO 15 DALI		W	K	Real lm (2700K)	Real lm (3000K)	Real lm (4000K)	△	ØxL (mm.)	Kg
○ 1.5005.3118	● 1.5005.3218	15	2K7-3K-4K	955 (15°) 1080 (55°)	985 (15°) 1115 (55°)	1060 (15°) 1200 (55°)	15°-55°	70x160	0,67



Accesorios Accessories Accessoires

● 1.5005.8001 Honeycomb Tokyo 15

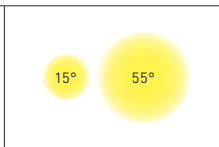


TOKYO 30 DALI		W	K	Real lm (2700K)	Real lm (3000K)	Real lm (4000K)	△	ØxL (mm.)	Kg
○ 1.5006.3118	● 1.5006.3218	30	2K7-3K-4K	1800 (15°) 1955 (55°)	1860 (15°) 2025 (55°)	2000 (15°) 2175 (55°)	15°-55°	85x165	0,95

## DETALLES DETAILS DÉTAILS



Switch ajustable de temperatura  
Adjustable temperature switch  
Régulateur de température



Haz de luz ajustable  
Adjustable beam angle  
Faisceau de lumière réglable



Driver DALI integrado en carril  
DALI driver integrated in rail  
Driver DALI intégré dans le rail



Acc. carril DALI pág. 150-151  
Track DALI acc. pages 150-151  
Acc. rail DALI pages 150-151

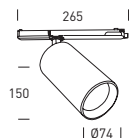


Francis Brown Study Room



# ROME DALI

CCT SWITCH



			W	K	Real lm (2700K)	Real lm (3200K)	Real lm (4000K)	△	ØxL (mm.)	Kg
○	1.5012.3118	(Black inner ring)	30	2K7-3K2-4K	2160	2350	2600	38°	74x150x265	0,80
●	1.5012.3218	(Black inner ring)	30	2K7-3K2-4K	2160	2350	2600	38°	74x150x265	0,80



#### Accesorios Accessories Accessoires

○	1.5012.8001	Lens	15°
○	1.5012.8002	Lens	24°
●	1.5012.8003	Honeycomb	-

## DETALLES DETAILS DÉTAILS



Switch ajustable de temperatura  
Adjustable temperature switch  
Régulateur de température

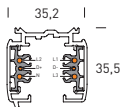
Driver DALI integrado en carril  
DALI driver integrated in rail  
Driver DALI intégré dans le rail

Acc. carril DALI pág. 150-151  
Track DALI acc. pages 150-151  
Acc. rail DALI pages 150-151

○ Blanco White Blanc  
● Negro Black Noir

# TRACK DALI

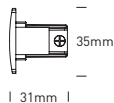
3 phase - 16A



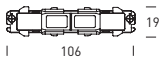
<input type="radio"/>	1.5000.8152	Carril DALI 2m.	2m. DALI Track	Rail DALI 2m.	.....
<input checked="" type="radio"/>	1.5000.8252				
<input type="radio"/>	1.5000.8153	Carril DALI 3m.	3m. DALI Track	Rail DALI 3m.	.....
<input checked="" type="radio"/>	1.5000.8253				



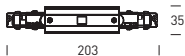
<input type="radio"/>	1.5000.8160	Alimentación Izquierda	Left earth electrode	Alimentation Gauche	.....
<input type="radio"/>	1.5000.8161	Alimentación Derecha	Right earth electrode	Alimentation Droite	.....
<input checked="" type="radio"/>	1.5000.8260	Alimentación Izquierda	Left earth electrode	Alimentation Gauche	.....
<input checked="" type="radio"/>	1.5000.8261	Alimentación Derecha	Right earth electrode	Alimentation Droite	.....



<input type="radio"/>	1.5000.8118	Tapa final	End cap	Couvercle final	.....
<input checked="" type="radio"/>	1.5000.8218				

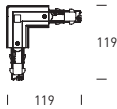


<input type="radio"/>	1.5000.8166	Unión recta	Straight joint	Union droite	.....
<input checked="" type="radio"/>	1.5000.8266				

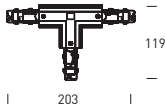


<input type="radio"/>	1.5000.8162	Alimentación intermedia	Central connector	Alimentation centrale	.....
<input checked="" type="radio"/>	1.5000.8262				





<input type="radio"/>	1.5000.8163	Alimentación L Izquierda	Left L-connector	Alimentation L Gauche
<input type="radio"/>	1.5000.8164	Alimentación L Derecha	Right L-connector	Alimentation Droite
<input checked="" type="radio"/>	1.5000.8263	Alimentación L Izquierda	Left L-connector	Alimentation L Gauche
<input checked="" type="radio"/>	1.5000.8264	Alimentación L Derecha	Right L-connector	Alimentation Droite



### L1 & R1 DALI

<input type="radio"/>	1.5000.8170	Alimentación T Izquierda	Left T-connector	Alimentation T Gauche
<input type="radio"/>	1.5000.8171	Alimentación T Derecha	Right T-connector	Alimentation T Droite
<input checked="" type="radio"/>	1.5000.8270	Alimentación T Izquierda	Left T-connector	Alimentation T Gauche
<input checked="" type="radio"/>	1.5000.8271	Alimentación T Derecha	Right T-connector	Alimentation T Droite

### L2 & R2 DALI

<input type="radio"/>	1.5000.8172	Alimentación T Izquierda	Left T-connector	Alimentation T Gauche
<input type="radio"/>	1.5000.8173	Alimentación T Derecha	Right T-connector	Alimentation T Droite
<input checked="" type="radio"/>	1.5000.8272	Alimentación T Izquierda	Left T-connector	Alimentation T Gauche
<input checked="" type="radio"/>	1.5000.8273	Alimentación T Derecha	Right T-connector	Alimentation T Droite


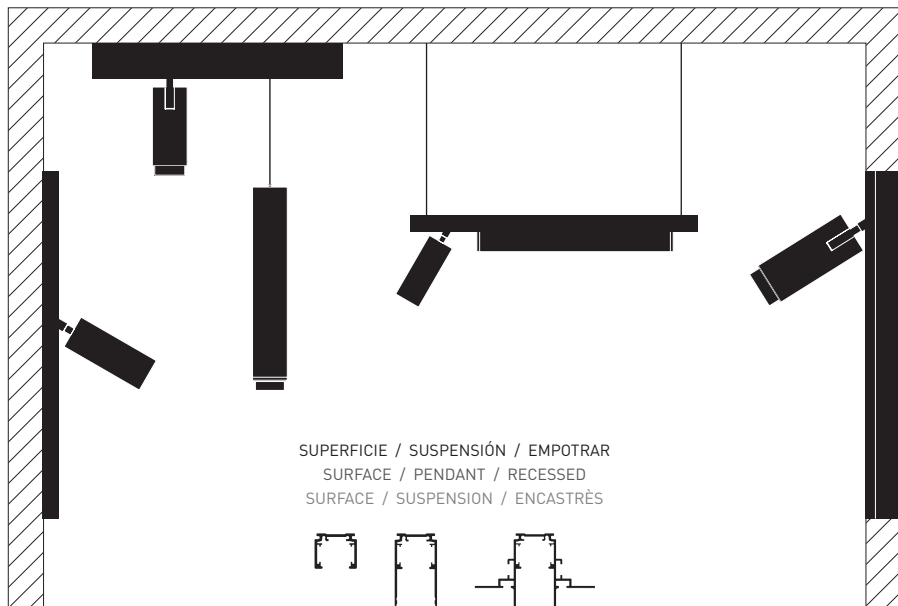



<input type="radio"/>	1.5000.8167		Unión flexible	Flexible joint	Union flexible
<input checked="" type="radio"/>	1.5000.8267				



<input type="radio"/>	1.5000.8001		Kit suspensión 5m.	5m. suspension kit	5m. suspension kit
<input checked="" type="radio"/>	1.5000.8002				

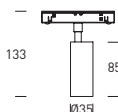






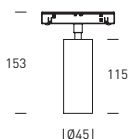
# ASSEN

48V DC



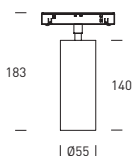
## ASSEN 10

	Control	W	K	Real lm	△	V	ØxH (mm.)	Kg
● 1.5601.1211	on-off	10	2700	840	30°	48V	35x85	0,2
● 1.5601.1212	on-off	10	3000	880	30°	48V	35x85	0,2
● 1.5601.3211	DALI	10	2700	840	30°	48V	35x85	0,2
● 1.5601.3212	DALI	10	3000	880	30°	48V	35x85	0,2



## ASSEN 15

	Control	W	K	Real lm	△	V	ØxH (mm.)	Kg
● 1.5602.1211	on-off	15	2700	1260	30°	48V	45x115	0,3
● 1.5602.1212	on-off	15	3000	1320	30°	48V	45x115	0,3
● 1.5602.3211	DALI	15	2700	1260	30°	48V	45x115	0,3
● 1.5602.3212	DALI	15	3000	1320	30°	48V	45x115	0,3



## ASSEN 20

	Control	W	K	Real lm	△	V	ØxH (mm.)	Kg
● 1.5603.1211	on-off	20	2700	1740	30°	48V	55x140	0,4
● 1.5603.1212	on-off	20	3000	1820	30°	48V	55x140	0,4
● 1.5603.3211	DALI	20	2700	1740	30°	48V	55x140	0,4
● 1.5603.3212	DALI	20	3000	1820	30°	48V	55x140	0,4



### Accesorios Accessories Accessoires

- 1.5601.8001 Honeycomb Assen 10
- 1.5602.8001 Honeycomb Assen 15
- 1.5603.8001 Honeycomb Assen 20



### DETALLES DETAILS DÉTAILS




Diseño sin tornillos  
Seenless screws design  
Désign sans vis

Adaptadores Turn & Lock  
Turn & Lock adapters  
Adaptateurs Turn & Lock

- Negro Black Noir

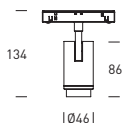
**HOFFLIGHTS 153**





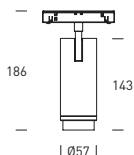
# ASSEN ZOOM

48V DC



## ASSEN 10 ZOOM

	Control	W	K	Real lm	△	V	ØxH (mm.)	Kg
● 1.5605.1211	on-off	10	2700	735	15°-36°	48V	46x86	0,3
● 1.5605.1212	on-off	10	3000	770	15°-36°	48V	46x86	0,3
● 1.5605.3211	DALI	10	2700	735	15°-36°	48V	46x86	0,3
● 1.5605.3212	DALI	10	3000	770	15°-36°	48V	46x86	0,3



## ASSEN 20 ZOOM

	Control	W	K	Real lm	△	V	ØxH (mm.)	Kg
● 1.5606.1211	on-off	20	2700	1470	15°-36°	48V	57x143	0,36
● 1.5606.1212	on-off	20	3000	1550	15°-36°	48V	57x143	0,36
● 1.5606.3211	DALI	20	2700	1470	15°-36°	48V	57x143	0,36
● 1.5606.3212	DALI	20	3000	1550	15°-36°	48V	57x143	0,36

● Negro Black Noir

## DETALLES DETAILS DÉTAILS




Haz de luz ajustable  
Adjustable beam angle  
Faisceau de lumière réglable

Adaptadores Turn & Lock  
Turn & Lock adapters  
Adaptateurs Turn & Lock

Accesorios carril pág. 160-165  
Track accessories pages 160-165  
Accessoires rail pages 160-165



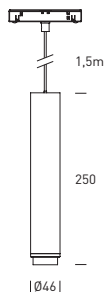


# ASSEN ZOOM

48V DC



ASSEN 10 ZOOM PENDANT		Control	W	K	Real lm	△	V	ØxH (mm.)	Kg
●	1.5607.1211	on-off	10	2700	735	15°-36°	48V	46x250	0,6
●	1.5607.1212	on-off	10	3000	770	15°-36°	48V	46x250	0,6
●	1.5607.3211	DALI	10	2700	735	15°-36°	48V	46x250	0,6
●	1.5607.3212	DALI	10	3000	770	15°-36°	48V	46x250	0,6



● Negro Black Noir

## DETALLES DETAILS DÉTAILS



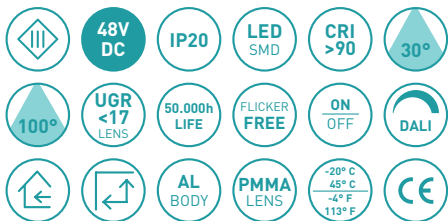
Haz de luz ajustable  
Adjustable beam angle  
Faisceau de lumière réglable

Adaptadores Turn & Lock  
Turn & Lock adapters  
Adaptateurs Turn & Lock

Accesorios carril pág. 160-165  
Track accessories pages 160-165  
Accessoires rail pages 160-165







# ASSEN PROFILE

48V DC



ASSEN 16 LENS		Control	W	K	Real lm	$\Delta$	V	LxHxW (mm.)	Kg
●	1.5611.1211	on-off	16	2700	920	30°	48V	463x42x22	0,29
●	1.5611.1212	on-off	16	3000	960	30°	48V	463x42x22	0,29
●	1.5611.3211	DALI	16	2700	920	30°	48V	463x42x22	0,29
●	1.5611.3212	DALI	16	3000	960	30°	48V	463x42x22	0,29




ASSEN 16 OPAL		Control	W	K	Real lm	$\Delta$	V	LxHxW (mm.)	Kg
●	1.5612.1211	on-off	16	2700	840	100°	48V	463x42x22	0,29
●	1.5612.1212	on-off	16	3000	880	100°	48V	463x42x22	0,29
●	1.5612.3211	DALI	16	2700	840	100°	48V	463x42x22	0,29
●	1.5612.3212	DALI	16	3000	880	100°	48V	463x42x22	0,29



● Negro Black Noir

## DETALLES DETAILS DÉTAILS



Lente 30° (UGR<17)  
Lens 30° (UGR<17)  
Lentille 30° (UGR<17)

Difusor opal  
Opal diffuser  
Diffuseur opale

Instalación a ras del carril  
Rail-flush installation  
Installation à fleur de rail

# SURFACE TRACK

48V DC / 15A



- 1.5600.8201 Carril superficie 1m. 1m. Surface track Rail surface 1m.
- 1.5600.8202 Carril superficie 2m. 2m. Surface track Rail surface 2m.




- 1.5600.8210 Embellecedor 2m. Cover strip 2m. Diffuseur sur rail 2m.

Utilizar siempre con 1.5600.8201 y 1.5600.8202  
Always use with 1.5600.8201 & 1.5600.8202  
Utilisez toujours avec 1.5600.8201 et 1.5600.8202



- 1.5600.8215 Tapa final End cap Couvercle final



- 1.5600.8211 Unión L Izquierda Left L joint Union L Gauche
- 1.5600.8212 Unión L Derecha Right L joint Union L Droite

Utilizar siempre con el conector L 1.5600.8234  
Always use with L connector 1.5600.8234  
Utilisez toujours avec le connecteur L 1.5600.8234



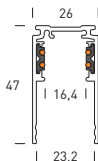
- 1.5600.8213 Unión L pared-techo L joint wall-ceiling Union L mur-plafond

Utilizar siempre con el conector flexible 1.5600.8235  
Always use with flexible connector 1.5600.8235  
Utilisez toujours avec le connecteur flexible L 1.5600.8235



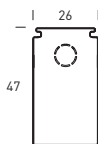
# SURFACE DEEP TRACK

48V DC / 15A




- |               |     |                            |
|---------------|-----|----------------------------|
| ● 1.5600.8204 | 1m. | Carril superficie profundo |
| ● 1.5600.8205 | 2m. | Surface deep track         |
|               |     | Surface du rail profonde   |

Embellecedor incluido Cover strip included Diffuseur sur rail inclus



- |               |            |         |                 |
|---------------|------------|---------|-----------------|
| ● 1.5600.8220 | Tapa final | End cap | Couvercle final |
|---------------|------------|---------|-----------------|



- |               |                   |               |                |
|---------------|-------------------|---------------|----------------|
| ● 1.5600.8216 | Unión L Izquierda | Left L joint  | Union L Gauche |
| ● 1.5600.8217 | Unión L Derecha   | Right L joint | Union L Droite |

Utilizar siempre con el conector L 1.5600.8234  
Always use with L connector 1.5600.8234  
Utilisez toujours avec le connecteur L 1.5600.8234



- |               |                     |                      |                     |
|---------------|---------------------|----------------------|---------------------|
| ● 1.5600.8218 | Unión L pared-techo | L joint wall-ceiling | Union L mur-plafond |
|---------------|---------------------|----------------------|---------------------|

Utilizar siempre con el conector flexible 1.5600.8235  
Always use with flexible connector 1.5600.8235  
Utilisez toujours avec le connecteur flexible L 1.5600.8235

# RECESSED TRIMLESS TRACK

48V DC / 15A



48V  
DC

IP20

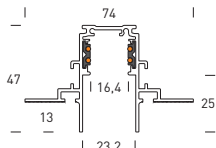
ON  
OFF

DALI



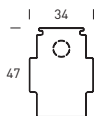
AL  
TRACK

PC  
ACC.

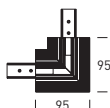



- 1.5600.8207 Carril trimless 1m. 1m. Trimless track Rail trimless 1m.
- 1.5600.8208 Carril trimless 2m. 2m. Trimless track Rail trimless 2m.

Embellededor incluido Cover strip included Diffuseur sur rail inclus



- 1.5600.8225 Tapa final End cap Couvercle final



- 1.5600.8221 Unión L Izquierda Left L joint Union L Gauche
- 1.5600.8222 Unión L Derecha Right L joint Union L Droite

Utilizar siempre con el conector L 1.5600.8234  
Always use with L connector 1.5600.8234  
Utilisez toujours avec le connecteur L 1.5600.8234



- 1.5600.8223 Unión L pared-techo L joint wall-ceiling Union L mur-plafond

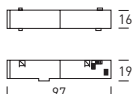
Utilizar siempre con el conector flexible 1.5600.8235  
Always use with flexible connector 1.5600.8235  
Utilisez toujours avec le connecteur flexible L 1.5600.8235



- 1.5600.8233 Conector eléc. intermedio empotrar Recessed intermedium elec. connector  
Connecteur électrique intermédiaire encastré

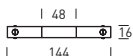


# ASSEN TRACKS ACCESSORIES

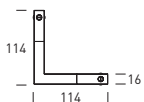


- 1.5600.8230 Conector alimen. izq. Left power connector Connecteur d'alimen. gauche
- 1.5600.8231 Conector alimen. der. Right power connector Connecteur d'alimen. droite

Cable no incluido Cable not included Câble non inclus



- 1.5600.8232 Conector eléctrico intermedio Intermedium electrical connector Connecteur électrique intermédiaire



- 1.5600.8234 Conector eléctrico L Electrical connector L Connecteur électrique L

Recomendado para aplicaciones suspendidas (No apto para uniones L pared-techo)  
Recommended for suspended applications (Not suitable for L joints wall-ceiling)  
Recommandé pour les applications suspendues (Ne convient pas aux unions L mur-plafond)



- 1.5600.8235 Conector eléctrico flexible Flexible electrical connector Connecteur électrique flexible




- 1.5600.8001 Kit suspensión 3m. 3m. suspension kit 3m. suspension kit




# INNER TRACK POWER SUPPLY

48V DC - ON-OFF - DALI



	Control	W	V	Vac	IP	LxWxH (mm.)	
	1.5600.8002	on-off & DALI	100	48	220-240	20	298x16x19
Cable 30cm incluido 30 cm cable included Câble de 30cm inclus							

	Control	W	V	Vac	IP	LxWxH (mm.)	
	1.5600.8003	on-off & DALI	250	48	220-240	20	268x22x43,5
Cable 30cm incluido 30 cm cable included Câble de 30cm inclus							



Fuente alimentación integrada en carril  
Integrated inner track power supply  
Rail à basse tension miniaturisé pour  
encastrement invisible.

Salida cable lateral  
Side cable entry  
Sortie de câble

Cables de potencia y DALI  
Power & DALI wires  
Câbles d'alimentation et DALI

# REMOTE POWER SUPPLY

48V DC - ON-OFF



	W	V	Vac	IP	LxWxH (mm.)	⤴	
	4.2014.1101	150	48	100-240	20	323x30x21,5	32

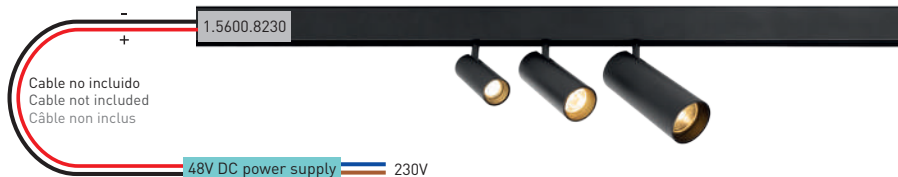
	W	V	Vac	IP	LxWxH (mm.)	⤴	
	4.2034.1101	240	48	220-240	20	357x32x22,3	34

## ON-OFF CONNECTIONS

### INNER TRACK POWER SUPPLY

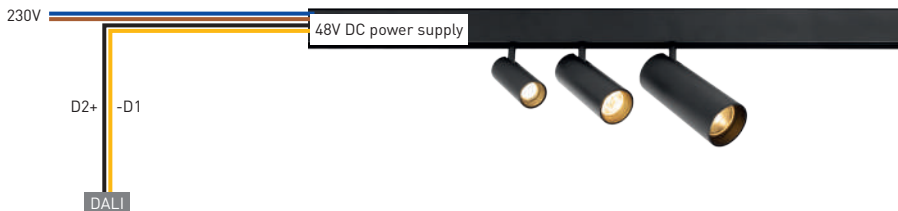


### REMOTE POWER SUPPLY




## DALI CONNECTIONS

### INNER TRACK POWER SUPPLY

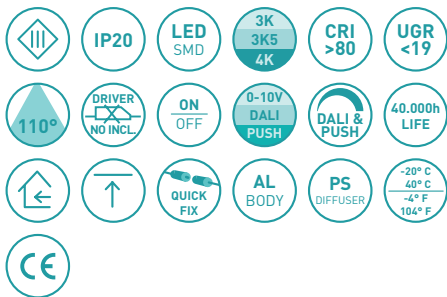


### REMOTE POWER SUPPLY




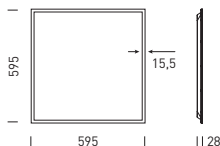


Biogründit, Gavá, Barcelona  
Architecture: Albert Berdié - Tectram



# CANADA gen2

UGR<19 - CCT SWITCH



	W	mA	K	Real lm	△	LxHxD (mm.)	Kg
○ 1.6004.0118	40	1000	3K-3K5-4K	3830-4160-3970	110°	595x595x28	2

## Drivers ON-OFF

4.1035.1102 1000mA 33-40W 220-240V

## Drivers DALI-PUSH-0-10V

4.1035.6101 350-1050mA 40W 220-240V

## Kit emergency 1h

4.9231.0101 220-240V 9-58V

## Drivers DALI & PUSH





4.1069.6102 150-1050mA 8-42W 220-240V

4.3069.6101 EU 300-1050mA 3-38W 220-240V

## ACCESORIOS ACCESSORIES ACCESSOIRES

 <p>600x600x70 mm</p>		
<p>Marco superficie Surface frame Cadre saillie Ref. 1.6004.8101</p>	<p>Kit 4 muelles 4 springs kit 4 ressorts kit Ref. 1.6004.8001</p>	<p>Kit 4 suspensiones 1,5m. 4 suspension kit 1,5m. 4 suspension kit 1,5m. Ref. 1.6004.8002</p>

## DETALLES DETAILS DÉTAILS

		 <p>UGR&lt;19</p>	
<p>Switch ajustable de temperatura Adjustable temperature switch Régulateur de température</p>	<p>Pieza anti-tirón cable Cable clamp Serre-câble</p>	<p>Difusor microprismatico Microprismatic diffuser Diffuseur microprismatique</p>	<p>Conector rápido Quick connector Connecteur rapide</p>







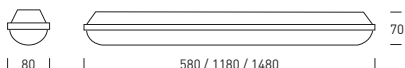
# FINLAND



FINLAND 20 / 40 / 50		W	K	Real lm	△	V	LxHxD (mm.)	Kg
●	1.6101.1414	20	4000	2040	120°	100-240	580x70x80	0,8
●	1.6102.1414	40	4000	4070	120°	220-240	1180x70x80	1,34
●	1.6103.1414	50	4000	5000	120°	220-240	1480x70x80	1,70

Conexiones en serie máximas  
Maximum serial connections  
Maximum connectés en série

- 20W = 60 luminaries
- 40W = 35 luminaries
- 50W = 25 luminaries



● Gris Grey Gris

## DETALLES DETAILS DÉTAILS




2 prensaestopas  
Two glands  
2 presse-étoupes

Fácil conexión eléctrica  
Easy electrical connection  
Connexion électrique facile

Fácil instalación en superficie y suspensión  
Easy surface and suspension installation  
Installation facile en surface et suspension





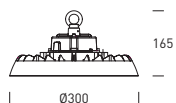


# POLAND gen2

MULTIPOWER | CTT SWITCH | 1-10V



	W	Real lm (3500K)	Real lm (4000K)	Real lm (5000K)	△	V	ØxH (mm.)	Kg
● 1.6153.2218	100	15370	16220	15820	110°	100-277	300x165	2,1
	125	18250	19530	18800				
	150	22360	23880	22560				



● Negro Black Noir

## ACCESORIOS ACCESSORIES ACCESSOIRES

					
Reflector de aluminio Aluminum Reflector Réflecteur en aluminium Ref. 1.6153.8204	Rejilla antivandálica Wire guard Garde de fil Ref. 1.6153.8202	Soporte superficie YOKE YOKE Surface bracket Support de surface YOKE Ref. 1.6153.8201	Eslinga de seguridad Safety Sling Sangle de sécurité Ref. 1.6151.8003	Sensor de presencia y luminosidad Motion & brightness sensor Capteur de présence et luminosité Ref. 1.6153.8010 (M.) Ref. 1.6153.8011 (B.)	


## DETALLES DETAILS DÉTAILS

		
Interruptor dual (3 potencias y 3CCT) Dual switch (3 powers & 3CCT) Double interrupteur (3 Puissance et 3CCT)	Alta eficiencia luminica 150lm/W High light efficiency 150lm/W Efficacité lumineuse élevée 150lm/W	Cáncamo para fácil instalación Eyebolt for easy installation Boulon à œil pour une installation facile

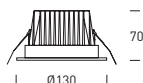




OUTDOOR - FIXED DOWNLIGHTS



# ROMANIA



ROMANIA 20	W	mA	K	Real lm	△	ØxH (mm.)	⤴	Kg
○ 2.1001.0112	20	500	3000	1620	60°	Ø130x70	Ø110x90	0,58
○ 2.1001.0114	20	500	4000	1700	60°	Ø130x70	Ø110x90	0,58

## Drivers ON-OFF

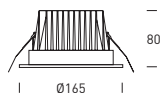
4.1069.1101 150-500mA 21W 200-240V

4.3062.1101 EU 500mA 2,5-22W 200-240V

## Driver DALI & PUSH

4.1069.6101 150-700mA 26W 220-240V

4.3069.6101 EU 300-1050mA 3-38W 220-240V



ROMANIA 30	W	mA	K	Real lm	△	ØxH (mm.)	⤴	Kg
○ 2.1002.0112	30	700	3000	2400	60°	Ø165x80	Ø150x100	0,95
○ 2.1002.0114	30	700	4000	2550	60°	Ø165x80	Ø150x100	0,95

## Drivers ON-OFF

4.1013.1106 700mA 14-30W 100-240V

4.3063.1101 EU 700mA 3,5-30W 200-240V

## Driver DALI & PUSH

4.1069.6101 150-700mA 26W 220-240V

4.3069.6101 EU 300-1050mA 3-38W 220-240V

## DETALLES DETAILS DÉTAILS



Conector rápido  
Quick connector  
Connecteur rapide

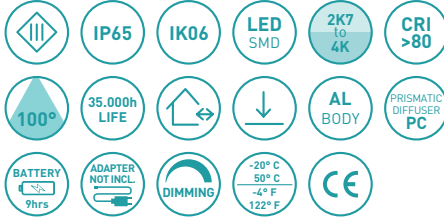
Prensaestopas IP65  
IP65 cable gland  
Presse-étoupe IP65

Longitud del cable 1,5m  
1,5m lenght cable  
Longeur de câble 1,5m



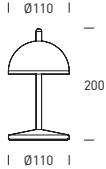


OUTDOOR - TABLE LAMPS



# MALMÖ

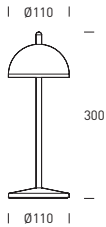
CCT SWITCH - LITHIUM BATTERY



## MALMÖ S

○ 2.9005.1118

W	K	Real lm	△	V	ØxH (mm.)	Kg
3,5	2700-4000	200	100°	5V DC	110x200	0,71



## MALMÖ M

○ 2.9006.1118

W	K	Real lm	△	V	ØxH (mm.)	Kg
3,5	2700-4000	200	100°	5V DC	110x300	0,75



### NOTA NOTE NOTE

100% of light - 9 hours runtime  
Charge time 6 hours

### DETALLES DETAILS DÉTAILS



Switch-dimmer para ajustar temperatura de color e intensidad lumínica  
Switch-dimmer to adjust color temperature and light intensity  
Switch-dimmer pour régler la température de couleur et l'intensité lumineuse

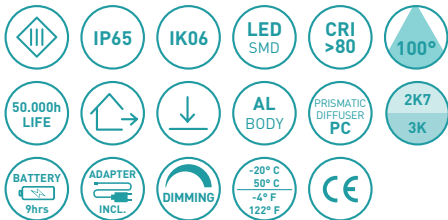
Difusor microprismático  
Microprismatic diffuser  
Diffuseur microprismatique

Base cargador antirrobo  
Anti-theft charger base  
Base de chargeur antivol



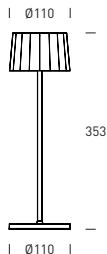


OUTDOOR - TABLE LAMPS



# SWEDEN gen2

SWITCH - LITHIUM BATTERY



	W	K	Real lm	△	V	ØxH (mm.)	Kg
○ 2.9003.1118   ● 2.9003.1318	2,2	2K7-3K	155	100°	5V DC	110x353	0,95

- Blanco White Blanc
- Antracita Anthracite Anthracite

## NOTA NOTE NOTE

100% of light - 8 hours runtime  
Charge time 6 hours

## DETALLES DETAILS DÉTAILS



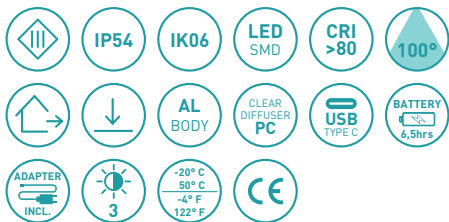
Switch-dimmer para ajustar temperatura de color e intensidad lumínica  
Switch-dimmer to adjust color temperature and light intensity  
Switch-dimmer pour régler la température de couleur et l'intensité lumineuse

Difusor microprismático  
Microprismatic diffuser  
Diffuseur microprismatique

Base cargador antirrobo  
Anti-theft charger base  
Base de chargeur antivol

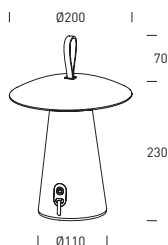


OUTDOOR - TABLE LAMPS



# MONACO

LITHIUM BATTERY



	W	K	Real lm	△	V	ØxH (mm.)	Kg
○ 2.9001.1112	2	3000	265	100°	5V DC	200x290	1,05

## NOTA NOTE NOTE

100% of light - 6,5 hours runtime  
 40% of light - 15 hours runtime  
 10% of light - 80 hours runtime  
 Charge time 4,5 hours

## DETALLES DETAILS DÉTAILS



Puerto de carga (USB Tipo C)  
 Charging Port (USB Type C)  
 Prise de charge (Type USB C)

Tres intensidades de luz  
 Three light levels  
 Trois intensités de lumière

Cargador incluido (5V 1A)  
 Charger included (5V 1A)  
 Chargeur inclus (5V 1A)





OUTDOOR - CEILING FIXTURES



# HELSINKI

SLIM FIXTURE



	W	Holder	V	ØxH (mm.)	Kg
○ 2.2033.1190	Max. 50	GU10	100-240	68x90	0,23
● 2.2033.1390	Max. 50	GU10	100-240	68x90	0,23

Lámpara GU10 no incluida  
GU10 lamp not included  
Lampe GU10 non incluse



Accesorios Accessories Accessoires

● 2.2033.8001 Honeycomb

## DETALLES DETAILS DÉTAILS



Versión en blanco  
White version  
Version en blanc

Cuerpo sin tornillos  
Seenless screws body  
Corps sans vis

Panel de abeja antideslumbrante  
Anti-glare honeycomb  
Nid abeille anti-éblouissement

○ Blanco White Blanc  
● Antracita Anthracite Anthracite

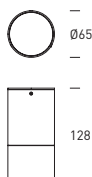




OUTDOOR - CEILING FIXTURES



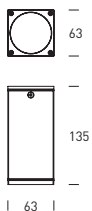
# ESTONIA



## ESTONIA Round

W Holder V ØxH (mm.) Kg

○ 2.2031.1190	● 2.2031.1390	35	GU10	100-240	65x128	0,5
---------------	---------------	----	------	---------	--------	-----




## ESTONIA Square

W Holder V LxHxD (mm.) Kg

○ 2.2032.1190	● 2.2032.1390	35	GU10	100-240	63x135x63	0,5
---------------	---------------	----	------	---------	-----------	-----

Lámpara GU10 no incluida  
 GU10 lamp not included  
 Lampe GU10 non incluse

## DETALLES DETAILS DÉTAILS



Versión en blanco  
 White version  
 Version en blanc

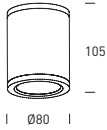
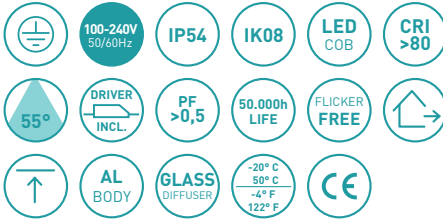
Versión en blanco  
 White version  
 Version en blanc

○ Blanco White Blanc  
 ● Antracita Anthracite Anthracite



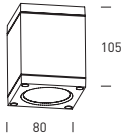
OUTDOOR - CEILING FIXTURES

# DENMARK 6



## DENMARK 6 Round

	W	K	Real lm	△	V	ØxH (mm.)	Kg
○ 2.2021.1112 ● 2.2021.1312	6	3000	300	55°	100-240	80x105	0,36



## DENMARK 6 Square

	W	K	Real lm	△	V	LxHxD (mm.)	Kg
○ 2.2022.1112 ● 2.2022.1312	6	3000	300	55°	100-240	80x105x80	0,44

## DETALLES DETAILS DÉTAILS



Versión en blanco  
White version  
Version en blanc

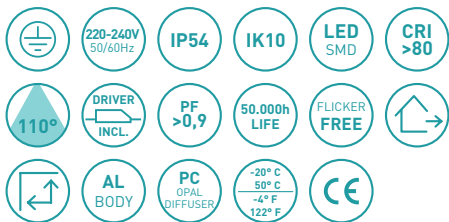
Versión en blanco  
White version  
Version en blanc

- Blanco White Blanc
- Antracita Anthracite Anthracite





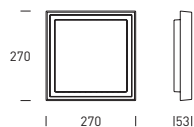
OUTDOOR - CEILING FIXTURES



# LATVIA



		W	K	Real lm	△	V	LxHxD (mm.)	Kg		
○	2.2051.1112	●	2.2051.1312	25	3000	2050	110°	220-240	270x270x53	1,75



## DETALLES DETAILS DÉTAILS



Doble entrada de cable  
Double wire entry  
Entrée double de câble

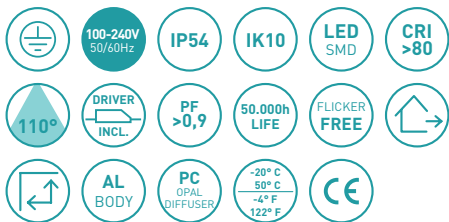
Extra plana  
Extra slim  
Extra mince

○ Blanco White Blanc  
● Antracita Anthracite Anthracite





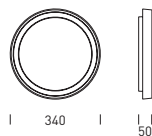
OUTDOOR - CEILING FIXTURES




# LITHUANIA



		W	K	Real lm	△	V	ØxH (mm.)	Kg
○	2.2050.1112	30	3000	2440	110°	100-240	340x50	1,95
●	2.2050.1312							



## DETALLES DETAILS DÉTAILS

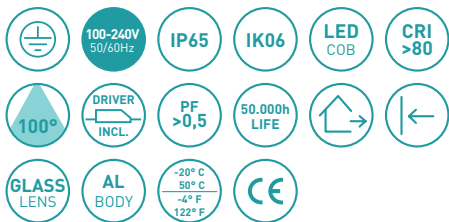


Doble entrada de cable  
Double wire entry  
Entrée double de câble

Extra plana  
Extra slim  
Extra mince

○ Blanco White Blanc  
● Antracita Anthracite Anthracite

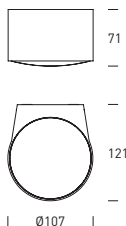





# SCOTLAND



		W	K	Real lm	△	V	LxHxW (mm.)	Kg
○ 2.3005.1112	● 2.3005.1312	6	3000	320	100°	100-240	121x71x107	0,8



## DETALLES DETAILS DÉTAILS



Doble entrada de cable  
Double wire entry  
Entrée double de câble

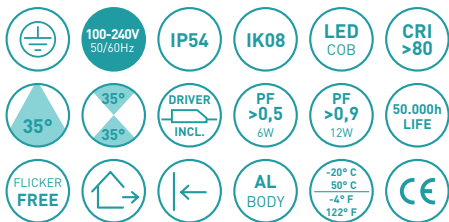
Lente efecto luz parabólica  
Parabolic light  
Effet de lumière parabolique sur l'objectif

- Blanco White Blanc
- Antracita Anthracite Anthracite





OUTDOOR - WALL FIXTURES



# GHANA



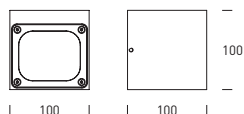
## GHANA 6

	W	K	Real lm	△	V	ØxHxD (mm.)	Kg
○ 2.3011.1112 ● 2.3011.1312	6	3000	410	35°	100-240	100x100x100	0,79



## GHANA 12 Up/Down

	W	K	Real lm	△	V	ØxHxD (mm.)	Kg
○ 2.3012.1112 ● 2.3012.1312	2x6	3000	775	35°/35°	100-240	100x100x100	0,85




## DETALLES DETAILS DÉTAILS



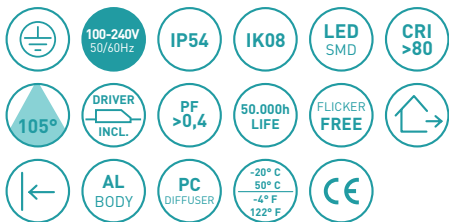
Versión en blanco  
White version  
Version en blanc

- Blanco White Blanc
- Antracita Anthracite Anthracite

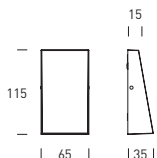




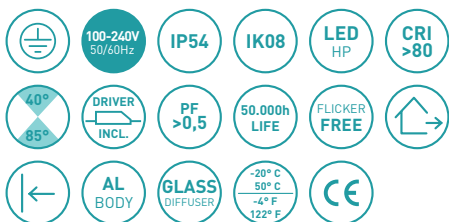
OUTDOOR - WALL FIXTURES



# NAMIBIA

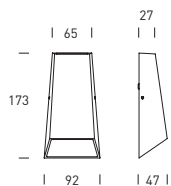


	W	K	Real lm	△	V	LxHxD (mm.)	Kg
○ 2.3061.1112 ● 2.3061.1312	4	3000	170	105°	100-240	65x115x35	0,21



# ZAMBIA

UP/DOWN

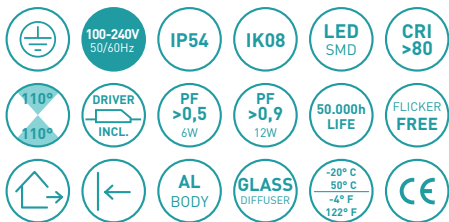


	W	K	Real lm	△	V	LxHxD (mm.)	Kg
○ 2.3065.1112 ● 2.3065.1312	2x3	3000	350	40°/85°	100-240	92x173x47	0,37

○ Blanco White Blanc  
● Antracita Anthracite Anthracite


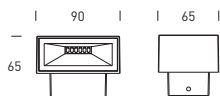


OUTDOOR - WALL FIXTURES



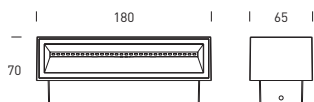
# CHILE

UP/DOWN



**CHILE 6**      **W**   **K**   **Real lm**   **△**   **V**   **ØxHxD (mm.)**   **Kg**

○ 2.3031.1112   ● 2.3031.1312   2x3   3000   550   110°/110°   100-240   90x65x65   0,33



**CHILE 12**      **W**   **K**   **Real lm**   **△**   **V**   **ØxHxD (mm.)**   **Kg**

○ 2.3032.1112   ● 2.3032.1312   2x6   3000   1075   110°/110°   100-240   180x65x70   0,7

## DETALLES DETAILS DÉTAILS



**CHILE 12**  
Doble entrada de cable  
Double wire entry  
Entrée double de câble

Versión en blanco  
White version  
Version en blanc

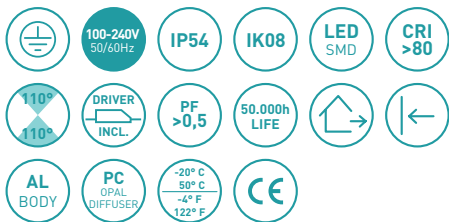
Versión en blanco  
White version  
Version en blanc

○ Blanco White Blanc  
● Antracita Anthracite Anthracite





OUTDOOR - WALL FIXTURES

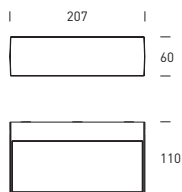


# KOREA

UP/DOWN



		W	K	Real lm	△	V	ØxHxD (mm.)	Kg		
○	2.3041.1112	●	2.3041.1312	2x4,5	3000	700	110°/110°	100-240	207x60x110	0,83



## DETALLES DETAILS DÉTAILS



Versión en blanco  
White version  
Version en blanc

○ Blanco White Blanc  
● Antracita Anthracite Anthracite





OUTDOOR - WALL FIXTURES



# PANAMA

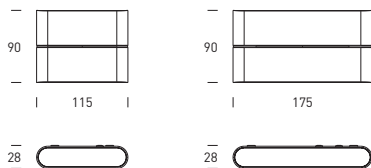
UP/DOWN



PANAMA 8		W	K	Real lm	△	V	LxHxD (mm.)	Kg
○ 2.3051.1112	● 2.3051.1312	2x4	3000	660	110°/110°	100-240	115x90x28	0,39



PANAMA 13		W	K	Real lm	△	V	LxHxD (mm.)	Kg
○ 2.3052.1112	● 2.3052.1312	2x6,5	3000	950	110°/110°	100-240	175x90x28	0,58



## DETALLES DETAILS DÉTAILS



**PANAMA 13**  
Doble entrada de cable  
Double wire entry  
Entrée double de câble

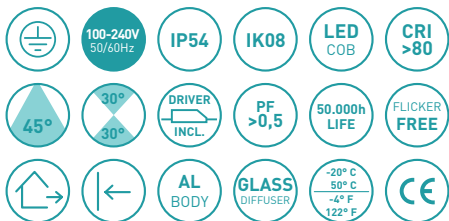
Versión en blanco  
White version  
Version en blanc

Versión en blanco  
White version  
Version en blanc

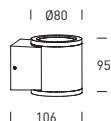
○ Blanco White Blanc  
● Antracita Anthracite Anthracite



OUTDOOR - WALL FIXTURES

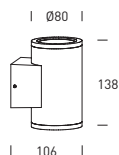


# BENIN



## BENIN 6

	W	K	Real lm		V	ØxHxD (mm.)	Kg
○ 2.3071.1112 ● 2.3071.1312	6	3000	400	45°	100-240	80x95x106	0,5



## BENIN 12 Up/Down

	W	K	Real lm		V	ØxHxD (mm.)	Kg
○ 2.3072.1112 ● 2.3072.1312	2x6	3000	800	30°/30°	100-240	80x138x106	0,58

## DETALLES DETAILS DÉTAILS



Versión en blanco  
White version  
Version en blanc

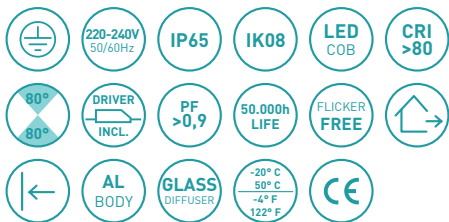
Versión en blanco  
White version  
Version en blanc

- Blanco White Blanc
- Antracita Anthracite Anthracite





OUTDOOR - WALL FIXTURES

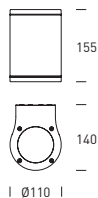


# GUINEA


UP/DOWN



	W	K	Real lm	△	V	ØxHxD (mm.)	Kg
○ 2.3075.1112   ● 2.3075.1312	2x10	3000	1300	80°/80°	220-240	110x155x140	1,41



## DETALLES DETAILS DÉTAILS




Doble entrada de cable  
Double wire entry  
Entrée double de câble

Versión en blanco  
White version  
Version en blanc

○ Blanco White Blanc  
● Antracita Anthracite Anthracite





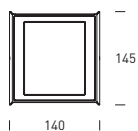


# OSLO

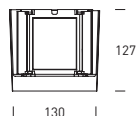
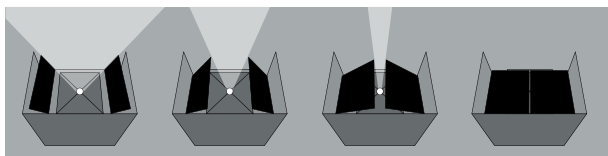
UP/DOWN




	W	K	Real lm	Up-Down	V	LxHxD (mm.)	Kg
○ 2.3025.1112 ● 2.3025.1312	9	3000	375	0°-100°	100°	100-240 140x145x127	1,35



## 100° ADJUSTABLE BEAM ANGLE 0°





### DETALLES DETAILS DÉTAILS



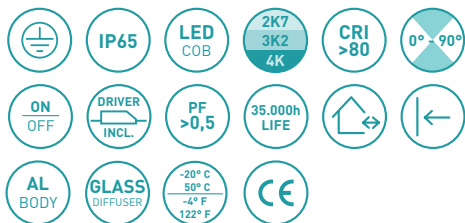
Doble entrada de cable  
Double wire entry  
Entrée double de câble

Versión en blanco  
White version  
Version en blanc

- Blanco White Blanc
- Antracita Anthracite Anthracite

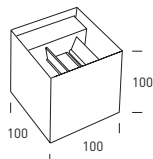


OUTDOOR - WALL FIXTURES

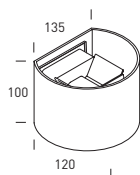


# PALMA

UP/DOWN & CCT SWITCH



PALMA Square	W	K	Real lm (2K7-3K2-4K)	△ Up-Down	V	LxHxD (mm.)	Kg
○ 2.3086.1118	2x5	2K7-3K2-4K	550-580-600	0°-90°	100-240	100x100x100	0,64
● 2.3086.1318	2x5	2K7-3K2-4K	550-580-600	0°-90°	100-240	100x100x100	0,64
● 2.3086.1618	2x5	2K7-3K2-4K	550-580-600	0°-90°	100-240	100x100x100	0,64



PALMA Round	W	K	Real lm (2K7-3K2-4K)	△ Up-Down	V	LxHxD (mm.)	Kg
○ 2.3085.1118	2x5	2K7-3K2-4K	550-580-600	0°-90°	100-240	135x100x120	0,65
● 2.3085.1318	2x5	2K7-3K2-4K	550-580-600	0°-90°	100-240	135x100x120	0,65
● 2.3085.1618	2x5	2K7-3K2-4K	550-580-600	0°-90°	100-240	135x100x120	0,65

## DETALLES DETAILS DÉTAILS




Doble entrada de cable  
Double wire entry  
Entrée double de câble

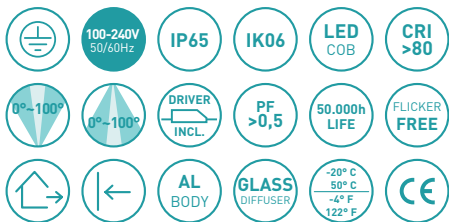
Ángulo de haz ajustable  
Adjustable beam angle  
Angle de faisceau réglable

Switch de temperatura  
Adjustable temperature  
Régulateur de température

○ Blanco White Blanc  
● Antracita Anthracite Anthracite  
● Óxido Corten Rouillé





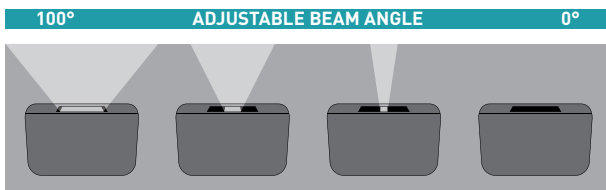
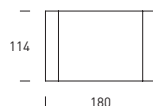


# KYOTO

UP/DOWN



	W	K	Real lm	△	V	LxHxD (mm.)	Kg
○ 2.3055.1112   ● 2.3055.1312	2x6	3000	415	0°-100°	100-240	180x114x45	0,8



## DETALLES DETAILS DÉTAILS

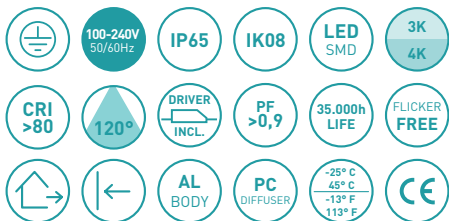


Doble entrada de cable  
Double wire entry  
Entrée double de câble

Versión en blanco  
White version  
Version en blanc

○ Blanco White Blanc  
● Antracita Anthracite Anthracite



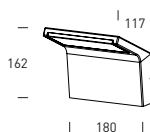


# JAMAICA


WALL FIXTURE - CCT SWITCH



	W	K	Real lm (3000K)	Real lm (4000K)	△	V	LxHxD (mm.)	Kg
● 2.3100.1318	13,5	3K-4K	1000	1050	120°	100-240	180x162x117	1,28



## DETALLES DETAILS DÉTAILS



Switch ajustable de temperatura  
Adjustable temperature switch  
Régulateur de température

## NOTA NOTE NOTE

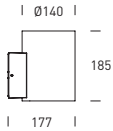
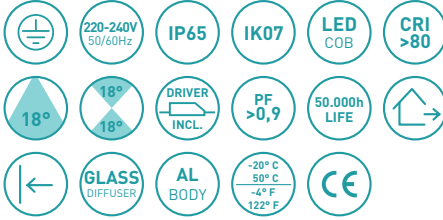


Disponibile como baliza  
Bollards luminaire available  
Version bornes disponible  
P. 259

● Antracita Anthracite Anthracite

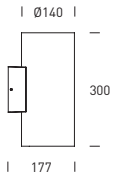


# DUBAI



## DUBAI 20

	W	K	Real lm	△	V	ØxHxD (mm.)	Kg
○ 2.3081.1112 ● 2.3081.1312	20	3000	1200	18°	220-240	140x185x177	1,8



## DUBAI 40 Up/Down

	W	K	Real lm	△	V	ØxHxD (mm.)	Kg
○ 2.3082.1112 ● 2.3082.1312	2x20	3000	2400	18°/18°	220-240	140x300x177	3,4



## DETALLES DETAILS DÉTAILS



Doble entrada de cable  
Double wire entry  
Entrée double de câble

Versión en blanco  
White version  
Version en blanc

Versión en blanco  
White version  
Version en blanc


○ Blanco White Blanc  
● Antracita Anthracite Anthracite





OUTDOOR - WALL FIXTURES



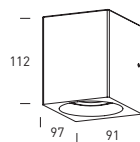


# INDIA 4

CEMENT



	W	K	Real lm	V	LxHxD (mm.)	Kg
● 2.3015.1412	4	3000	300	230	112x97x91	1,40



● Cemento Cement Ciment

## DETALLES DETAILS DÉTAILS



Conector IP68 incluido  
IP68 connector included  
Connecteur IP68 inclus

Cemento: material resistente  
Cement: resistant material  
Ciment: matériau résistant

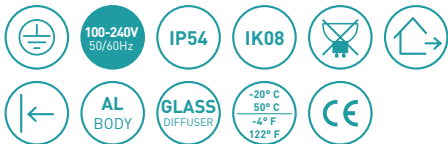
## NOTA NOTE NOTE



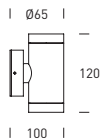
Disponibile como baliza  
Bollards luminaire available  
Version bornes disponible  
P. 261



OUTDOOR - WALL FIXTURES



# RUSSIA

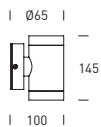


**RUSSIA Round**

**W Holder V ØxHxD (mm.) Kg**

○ 2.2041.1190 ● 2.2041.1390

35 GU10 100-240 65x120x100 0,38

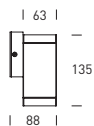


**RUSSIA Round Up/Down**

**W Holder V ØxHxD (mm.) Kg**

○ 2.2043.1190 ● 2.2043.1390

2x35 GU10 100-240 65x145x100 0,55

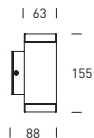


**RUSSIA Square**

**W Holder V LxHxD (mm.) Kg**

○ 2.2042.1190 ● 2.2042.1390

35 GU10 100-240 63x135x88 0,5



**RUSSIA Square Up/Down**

**W Holder V LxHxD (mm.) Kg**

○ 2.2044.1190 ● 2.2044.1390

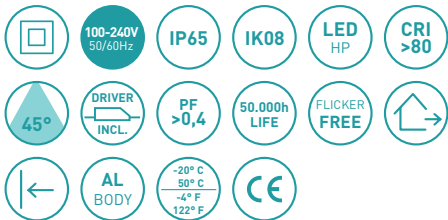
2x35 GU10 100-240 63x155x88 0,6

- Blanco White Blanc
- Antracita Anthracite Anthracite

Lámpara GU10 no incluida  
GU10 lamp not included  
Lampe GU10 non incluse



OUTDOOR - WALL RECESSED

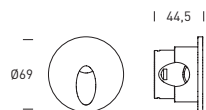


# URUGUAY




## URUGUAY

	W	K	Real lm	△	V	ØxD (mm.)	T	Kg
○ 2.4001.1112 ● 2.4001.1312	3	3000	200	45°	100-240	69x44,5	Ø60x102	0,23



## DETALLES DETAILS DÉTAILS



Cajetín empotrar incluido  
Recessed box included  
Boîte d'encastrement incluse

Versión en blanco  
White version  
Version en blanc

- Blanco White Blanc
- Antracita Anthracite Anthracite



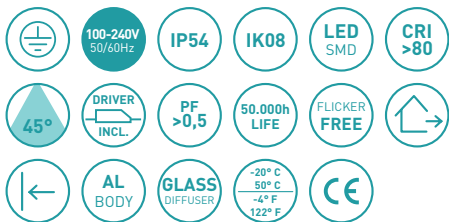


Despacho: Colomer Arquitectura  
Fotógrafo: Víctor Peña Colomer




OUTDOOR - WALL RECESSED



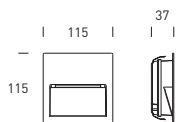


# ATHENS

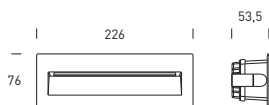
RECESSED



ATHENS 4 Round		W	K	Real lm	△	V	ØxD (mm.)	↻	Kg
○ 2.4011.1112	● 2.4011.1312	4	3000	250	45°	100-240	115x37	Ø109x60	0,3




ATHENS 4 Square		W	K	Real lm	△	V	LxHxD (mm.)	↻	Kg
○ 2.4012.1112	● 2.4012.1312	4	3000	250	45°	100-240	115x115x37	109x107x60	0,3



ATHENS 9 Rectangular		W	K	Real lm	△	V	LxHxD (mm.)	↻	Kg
○ 2.4013.1112	● 2.4013.1312	9	3000	500	45°	100-240	226x76x53,5	214x70x80	0,6

- Blanco White Blanc
- Antracita Anthracite Anthracite

## DETALLES DETAILS DÉTAILS



Cajetín empotrar incluido  
Recessed box included  
Boîte d'encastrement incluse

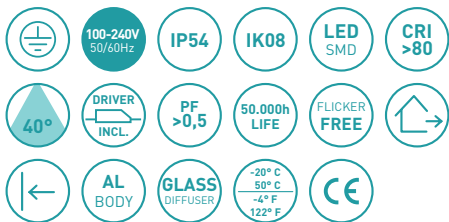
Doble entrada de cable  
Double wire entry  
Entrée double de câble

Versión en blanco  
White version  
Version en blanc

Versión en blanco  
White version  
Version en blanc


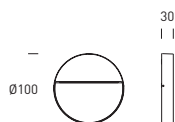


OUTDOOR - FLOOR WASHER



# ATHENS

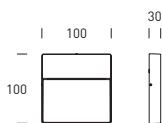
SURFACE



**ATHENS 4 Round**

W K Real lm  $\Delta$  V  $\varnothing$ xD (mm.) Kg


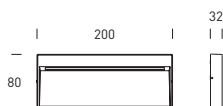
○ 2.3501.1112 ● 2.3501.1312 4 3000 300 40° 100-240 100x30 0,21



**ATHENS 4 Square**

W K Real lm  $\Delta$  V LxHxD (mm.) Kg

○ 2.3502.1112 ● 2.3502.1312 4 3000 300 40° 100-240 100x100x30 0,25



**ATHENS 8 Rectangular**

W K Real lm  $\Delta$  V LxHxD (mm.) Kg

○ 2.3513.1112 ● 2.3513.1312 8 3000 600 40° 100-240 200x80x32 0,39

## DETALLES DETAILS DÉTAILS



**ATHENS 8 Rectangular**  
Doble entrada de cable  
Double wire entry  
Entrée double de câble



Versión en blanco  
White version  
Version en blanc

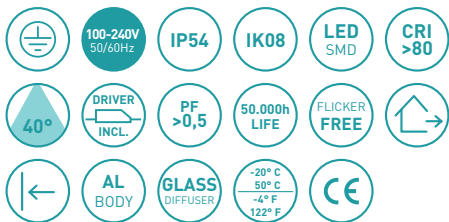


Versión en blanco  
White version  
Version en blanc

○ Blanco White Blanc  
● Antracita Anthracite Anthracite

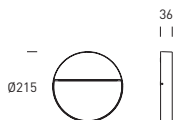






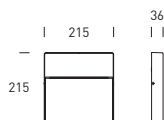
# ATHENS

SURFACE



**ATHENS 9 Round**

	W	K	Real lm	△	V	ØxD (mm.)	Kg
○ 2.3511.1112 ● 2.3511.1312	9	3000	740	40°	100-240	215x36	0,62



**ATHENS 9 Square**

	W	K	Real lm	△	V	LxHxD (mm.)	Kg
○ 2.3512.1112 ● 2.3512.1312	9	3000	740	40°	100-240	215x215x36	0,75

## DETALLES DETAILS DÉTAILS



Doble entrada de cable  
Double wire entry  
Entrée double de câble

Versión en blanco  
White version  
Version en blanc

Versión en blanco  
White version  
Version en blanc

○ Blanco White Blanc  
● Antracita Anthracite Anthracite





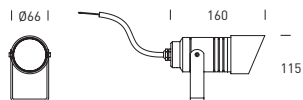
OUTDOOR - SPOTLIGHTS



# NETHERLANDS



	W	Holder	V	ØxHxD (mm.)	Kg
● 2.5220.1390	35	GU10	100-240	66x115x160	0,5
● 2.5220.1490	35	GU10	100-240	66x115x160	0,5
● 2.5220.1690	35	GU10	100-240	66x115x160	0,5



Accesorios Accessories Accessoires

- 2.5220.8001 Honeycomb

Lámpara GU10 no incluida  
GU10 lamp not included  
Lampe GU10 non incluse

- Antracita Anthracite Anthracite
- Gris Grey Gris
- Óxido Corten Rouillé

## DETALLES DETAILS DÉTAILS



Cable con H2O Stop  
Wire with H2O Stop  
Câble avec H2O Stop

Pincho plástico incl.  
Plastic spike incl.  
Piquet en plastique incl.

150 cm. cable incl.  
150 cm. cable incl.  
150 cm. câble incl.

Visera antideslumbrante extraíble  
Removable anti-glare louvre  
Visière anti-éblouissante amovible

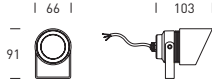
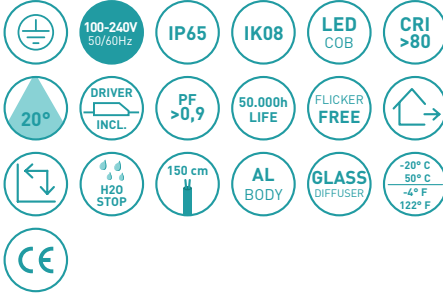
Panel abeja antideslumbrante  
Anti-glare honeycomb  
Nid abeille anti-éblouissement





**Capilla Divina Misericordia, Acarigua (Venezuela)**  
**Distributor:** Altrom C.A.  
**Architecture:** Valeria Di Lanzo  
**Lighting project:** Ing. Giancarlo Merlotti

# BELGIUM



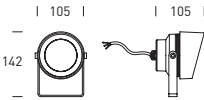
## BELGIUM 3



2.5201.1312

W K Real lm  $\Delta$  V LxHxD (mm.) Kg

5 3000 210 20° 100-240 66x91x103 0,66



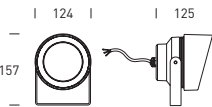
## BELGIUM 9



2.5203.1312

W K Real lm  $\Delta$  V LxHxD (mm.) Kg

12 3000 630 20° 100-240 105x142x105 1,2



## BELGIUM 12



2.5204.1312

W K Real lm  $\Delta$  V LxHxD (mm.) Kg

14 3000 840 20° 100-240 124x157x125 1,5

● Antracita Anthracite Anthracite


## DETALLES DETAILS DÉTAILS



Pincho plástico incluido  
Plastic spike included  
Piquet en plastique inclus



150 cm. cable incluido  
150 cm. cable included  
150 cm. câble inclus



Visera antideslumbrante extraíble  
Removable anti-glare louvre  
Visière anti-éblouissante amovible



Cable con H2O Stop  
Wire with H2O Stop  
Câble avec H2O Stop

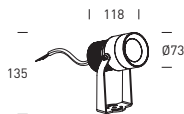


OUTDOOR - SPOTLIGHTS

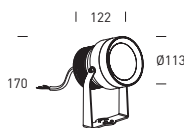




# CANNES



CANNES 10	W	K	Real lm	△	V	ØxLxH (mm.)	Kg
● 2.5215.1312	11	3000	850	45°	220-240	73x118x135	0,9



CANNES 20	W	K	Real lm	△	V	ØxLxH (mm.)	Kg
● 2.5216.1312	20	3000	1700	70°	220-240	113x122x170	1,5

● Antracita Anthracite Anthracite

## DETALLES DETAILS DÉTAILS



Pincho plástico incluido  
Plastic spike included  
Piquet en plastique inclus

150 cm. cable incluido  
150 cm. cable include  
150 cm. câble inclus

Cable con H2O Stop  
Wire with H2O Stop  
Câble avec H2O Stop

Prensaestopa metálico  
Metallic cable gland  
Presse-étoupe métallique



Biogründl, Gavá, Barcelona  
Architecture: Albert Berdiá - Tectram

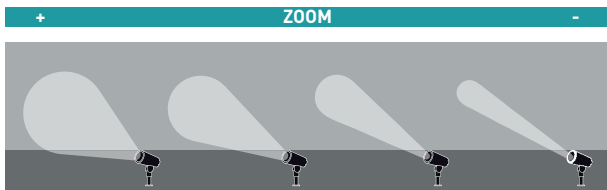
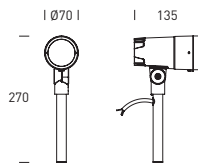


# HAITI

ZOOM



	W	K	Real lm	△	V	ØxHxD (mm.)	Kg
● 2.5211.1312	11	3000	480	18°-60°	100-240	70x270x135	0,9



● Antracita Anthracite Anthracite

## DETALLES DETAILS DÉTAILS



Haz de luz ajustable  
Adjustable beam angle  
Faisceau de lumière réglable

Pincho plástico incl.  
Plastic spike incl.  
Piquet en plastique incl.

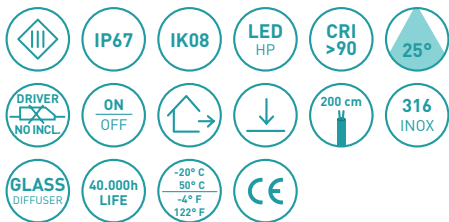
150 cm. cable incluido  
150 cm. cable included  
150 cm. câble inclus

Cable con H2O Stop  
Wire with H2O Stop  
Câble avec H2O Stop



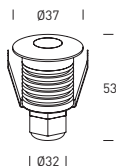


OUTDOOR - IN-GROUND FIXTURES



# BULGARIA

316 STAINLESS STEEL



	W	K	Real lm	△	mA	ØxD (mm.)	concrete	decking	Kg
● 2.4101.1512	1 W-350mA / 2W-700mA	3000	90/180	25°	350	37x53	Ø34x90	Ø32x60	0,16

Drivers ON-OFF 350mA

4.1011.1303 350mA 3,5W 100-240V IP65

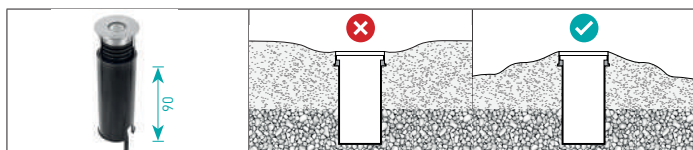
4.3041.1201 EU 350mA 1-8W 100-240V IP54

Drivers ON-OFF 700mA

4.1013.1304 700mA 3W 100-240V IP65

4.3043.1201 EU 700mA 6W 100-240V IP54

## DETALLES DETAILS DÉTAILS



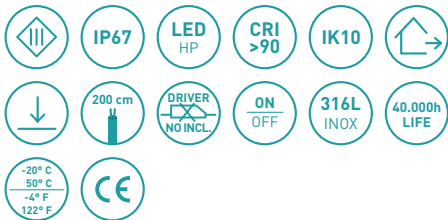
Cajetín empotrador de PVC incluido  
PVC Recessed box included  
Boîte d'encastrement en PVC incluse

Realizar drenaje correcto (mín. 300 mm.)  
Make correct drainage (min. 300 mm.)  
Effectuer un drainage correcte (min. 300 mm.)



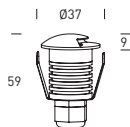


OUTDOOR - IN-GROUND FIXTURES

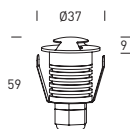


# MOROCCO

316 STAINLESS STEEL



MOROCCO (1 SIDE)	W	K	Real lm	ØxH (mm.)	concrete	decking	Kg
● 2.4105.0512	1 W-350mA / 2W-700mA	3000	50/100	37x59	Ø35x90	Ø32	0,13



MOROCCO (2 SIDES)	W	K	Real lm	ØxH (mm.)	concrete	decking	Kg
● 2.4106.0512	1 W-350mA / 2W-700mA	3000	50/100	37x59	Ø35x90	Ø32	0,13

## Drivers for Morocco (1 side) & Morocco (2 sides)

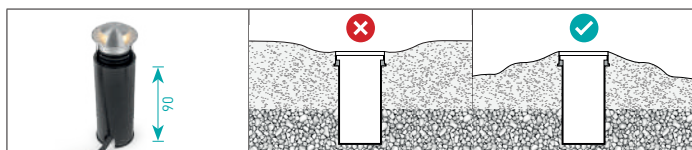
### Drivers ON-OFF 350mA

4.1011.1303	350mA 3,5W 100-240V IP65
4.3041.1201	EU 350mA 1-8W 100-240V IP54

### Drivers ON-OFF 700mA

4.1013.1304	700mA 3W 100-240V IP65
4.3043.1201	EU 700mA 6W 100-240V IP54

## DETALLES DETAILS DÉTAILS



Cajetín empotrar de PVC incluido  
PVC Recessed box included  
Boîte d'encastrement en PVC incluse

Realizar drenaje correcto (mín. 300 mm.)  
Make correct drainage (min. 300 mm.)  
Effectuer un drainage correcte (min. 300 mm.)



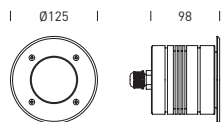


OUTDOOR - IN-GROUND FIXTURES



# SERBIA

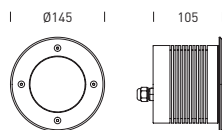
316 STAINLESS STEEL



## SERBIA 9

● 2.4111.1512

W	K	Real lm	△	V	ØxD (mm.)	⤵	Kg
9	3000	720	50°	100-240	125x98	Ø108x180	1,5




## SERBIA 20

● 2.4112.1512

W	K	Real lm	△	V	ØxD (mm.)	⤵	Kg
20	3000	1400	80°	220-240	145x105	Ø133x185	2,5

### DETALLES DETAILS DÉTAILS



Cajetín empotrar incluido  
Recessed box included  
Boîte d'encastrement incluse

Realizar drenaje correcto (mín. 300 mm.)  
Make correct drainage (min. 300 mm.)  
Effectuer un drainage correcte (min. 300 mm.)

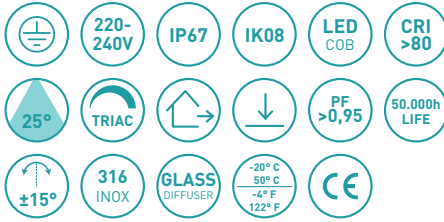
Cable con H2O Stop  
Wire with H2O Stop  
Câble avec H2O Stop





OUTDOOR - IN-GROUND FIXTURES




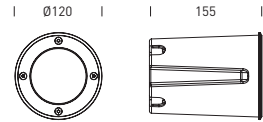


# UKRAINE

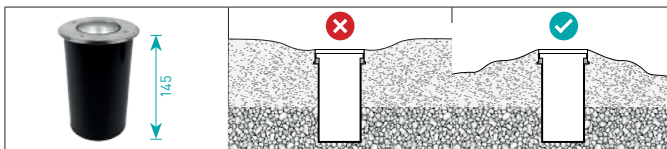
316 STAINLESS STEEL  
ADJUSTABLE



	W	K	Real lm	△	V	ØxD (mm.)	⤴	Kg
● 2.4210.1512	6	3000	600	25°	220-240	120 x 155	Ø115x145	0,89



## DETALLES DETAILS DÉTAILS

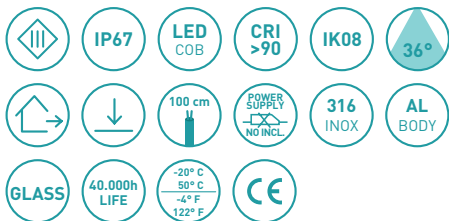


Cajetín empotrar incluido  
Recessed box included  
Boîte d'encastrement incluse

Realizar drenaje correcto (mín. 300 mm.)  
Make correct drainage (min. 300 mm.)  
Effectuer un drainage correcte (min. 300 mm.)

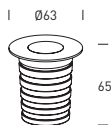


OUTDOOR - IN-GROUND FIXTURES

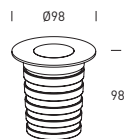
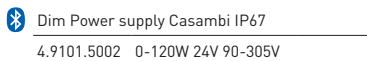
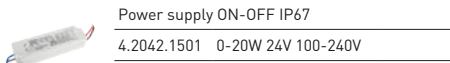


# ZÜRICH

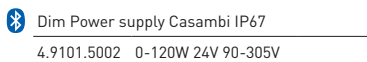
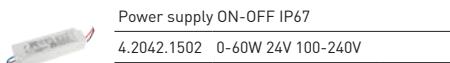
STAINLESS STEEL  
24V



ZÜRICH 3	W	K	Real lm	△	V	ØxH (mm.)	concrete	Kg
● 2.4130.0512	3	3000	210	36°	24	63x65	Ø51x90	0,37
● 2.4131.0512 with honeycomb	3	3000	195	36°	24	63x65	Ø51x90	0,37



ZÜRICH 13	W	K	Real lm	△	V	ØxH (mm.)	concrete	Kg
● 2.4132.0512	13	3000	910	36°	24	98x98	Ø81x120	0,90
● 2.4133.0512 with honeycomb	13	3000	850	36°	24	98x98	Ø81x120	0,90



## DETALLES DETAILS DÉTAILS



Frontal sin tornillos  
Seainless screws cover  
Frontal sans vis

Válvula de presión  
Pressure equalize valve  
Valve de pression

Cajetín empotrar de PVC incluido  
PVC Recessed box included  
Boîte d'encastrement en PVC incluse


Panel de abeja  
Honeycomb  
Nid d'abeille

Cable con H2O Stop  
Wire with H2O Stop  
Câble avec H2O Stop





OUTDOOR - IN-GROUND FIXTURES

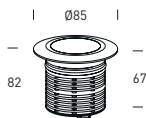


# SWITZERLAND 8

10° SUPER SPOT

# SWITZERLAND 10

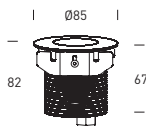
20° WALL WASHER



SWITZERLAND 8	W	K	Real lm	△	mA	ØxH (mm.)	concrete	decking	Kg
● 2.4115.0512	8	3000	540	10°	700	85x67	Ø76x120	Ø68x120	0,60

#### Drivers ON-OFF

4.1013.1301	700mA 12W 100-240V IP65
4.3043.1601	EU 700mA 30W 100-240V IP68



SWITZERLAND 10	W	K	Real lm	△	mA	ØxH (mm.)	concrete	decking	Kg
● 2.4116.0512	10	3000	700	20°	500	85x67	Ø76x120	Ø68x120	0,63

#### Drivers ON-OFF

4.1012.1301	500mA 12W 100-240V IP65
4.3042.1601	EU 500mA 24W 100-240V IP68

● Aluminio cepillado Brushed aluminum Aluminium brossé

## DETALLES DETAILS DÉTAILS



Frontal sin tornillos  
Seenless screws cover  
Frontal sans vis

Válvula de presión  
Pressure equalize valve  
Valve de pression

Cajetín empotrar incluido  
Recessed box included  
Boîte d'encastrement incluse

Óptica wall washer  
Wall washer optic  
Optique wall

Cable con H2O Stop  
Wire with H2O Stop  
Câble avec H2O Stop





OUTDOOR - IN-GROUND FIXTURES

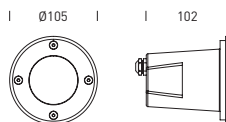


# IRELAND

316 STAINLESS STEEL

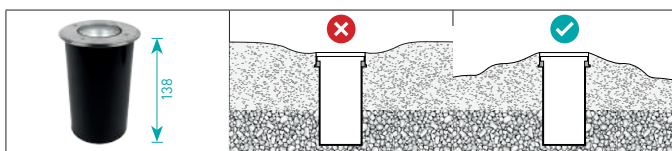


	W	Holder	V	ØxD (mm.)		Kg
● 2.4120.1590	35	GU10	100-240	105 x102	Ø101x138	0,7



Lámpara GU10 no incluida  
 GU10 lamp not included  
 Lampe GU10 non incluse

## DETALLES DETAILS DÉTAILS

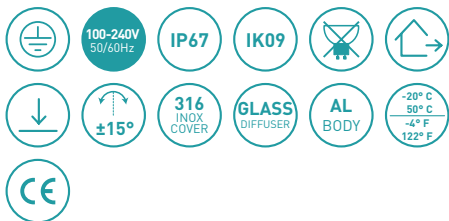


Cajetín empotrar incluido  
 Recessed box included  
 Boîte d'encastrement incluse

Realizar drenaje correcto (mín. 300 mm.)  
 Make correct drainage (min. 300 mm.)  
 Effectuer un drainage correcte (min. 300 mm.)



OUTDOOR - IN-GROUND FIXTURES

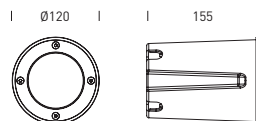


# HUNGARY


316 STAINLESS STEEL  
ADJUSTABLE



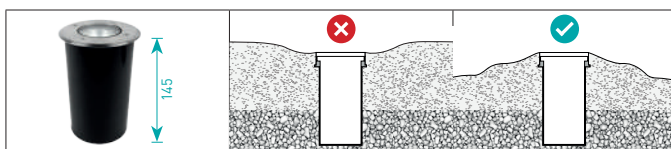
	W	Holder	V	ØxD (mm.)		Kg
● 2.4220.1590	35	GU10	100-240	120 x 155	Ø115x145	0,89



Lámpara GU10 no incluida  
GU10 lamp not included  
Lampe GU10 non incluse



## DETALLES DETAILS DÉTAILS



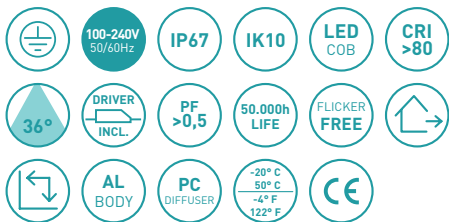
Cajetín empotrar incluido  
Recessed box included  
Boîte d'encastrement incluse

Realizar drenaje correcto (mín. 300 mm.)  
Make correct drainage (min. 300 mm.)  
Effectuer un drainage correcte (min. 300 mm.)



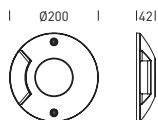






# DUBLIN

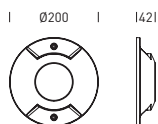
SURFACE UPLIGHT



**DUBLIN (1 SIDE)**

● 2.4121.1312

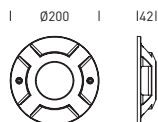

W	K	Real lm	△	V	ØxH (mm.)	Kg
6	3000	65	36°	100-240	200x42	0,70



**DUBLIN (2 SIDES)**

● 2.4122.1312

W	K	Real lm	△	V	ØxH (mm.)	Kg
2x6	3000	115	2x36°	100-240	200x42	0,68



**DUBLIN (4 SIDES)**

● 2.4124.1312

W	K	Real lm	△	V	ØxH (mm.)	Kg
4x3	3000	195	4x36°	100-240	200x42	0,66



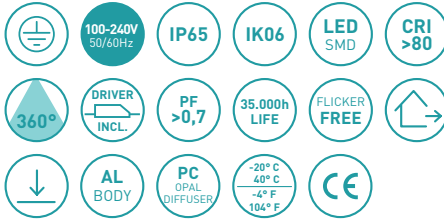
## DETALLES DETAILS DÉTAILS



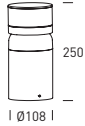
No requiere cajetín de empotrar  
No need of recessed box  
Pas besoin de boîtier d'encastrement

Doble entrada de cable  
Double wire entry  
Entrée double de câble





# BELIZE



## BELIZE 250

	W	K	Real lm	△	V	ØxH (mm.)	Kg
● 2.7020.1311	8	2700	290	360°	100-240	108x250	1,1
● 2.7020.1312	8	3000	290	360°	100-240	108x250	1,1



## BELIZE 650

	W	K	Real lm	△	V	ØxH (mm.)	Kg
● 2.7021.1311	8	2700	290	360°	100-240	108x650	2,3
● 2.7021.1312	8	3000	290	360°	100-240	108x650	2,3

● Antracita Anthracite Anthracite

## DETALLES DETAILS DÉTAILS



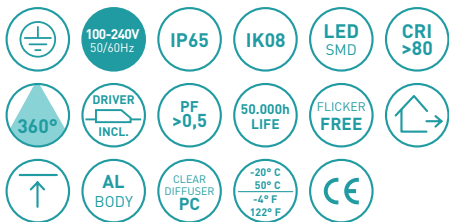
Alto confort visual  
High visual comfort  
Haut confort visuel

Luz 360°  
360° light  
Lumière 360°





OUTDOOR - BOLLARDS



# CYPRUS



	W	K	Real lm	△	V	ØxH (mm.)	Kg
○ 2.7015.1112 ● 2.7015.1312	12	3000	650	360°	100-240	120x800	2,9



## DETALLES DETAILS DÉTAILS



Alto confort visual  
High visual comfort  
Haut confort visuel

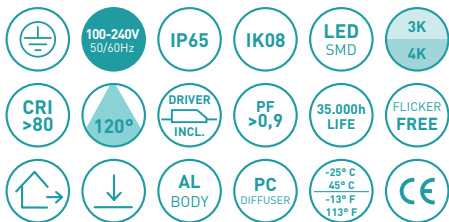
Luz 360°  
360° light  
Lumière 360°

○ Blanco White Blanc  
● Antracita Anthracite Anthracite





OUTDOOR - BOLLARDS

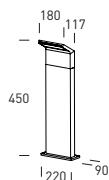


# JAMAICA

BOLLARD - CCT SWITCH



	W	K	Real lm (3000K)	Real lm (4000K)	△	V	LxHxD (mm.)	Kg
● 2.7013.1318	13,5	3K-4K	1000	1050	120°	100-240	220x450x140	2,3



## DETALLES DETAILS DÉTAILS



Switch ajustable de temperatura  
Adjustable temperature switch  
Régulateur de température

## NOTA NOTE NOTE

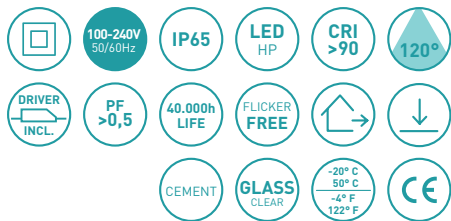


Disponibile como luminaria de pared  
Wall fixtures luminaire available  
Version appliques disponible  
P. 213

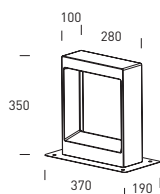
● Antracita Anthracite Anthracite

# INDIA 8

2 SIDES | CEMENT



	W	K	Real lm	△	V	LxHxD (mm.)	Kg
● 2.7001.1412	8	3000	577	120°	100-240	350x280x100	7,10




● Cemento Cement Ciment

## DETALLES DETAILS DÉTAILS



Conector IP68 incluido  
IP68 connector included  
Connecteur IP68 inclus



Base incluida  
Base included  
Base incluse

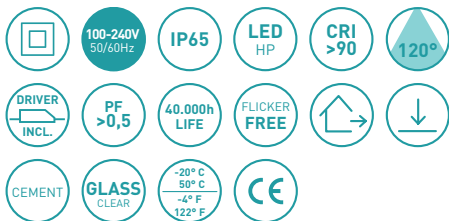


Cemento: material resistente  
Cement: resistant material  
Ciment: matériau résistant

## NOTA NOTE NOTE

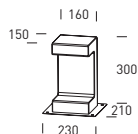


Disponibile como luminaria de pared  
Wall fixtures luminaire available  
Version appliques disponible  
P. 217



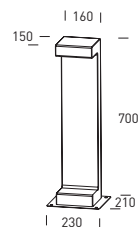
# INDIA 8

1 SIDE | CEMENT



INDIA 8 (300mm)

	W	K	Real lm	△	V	LxHxD (mm.)	Kg
● 2.7005.1412	8	3000	577	120°	100-240	300x160x150	5,60



INDIA 8 (700mm)

	W	K	Real lm	△	V	LxHxD (mm.)	Kg
● 2.7006.1412	8	3000	577	120°	100-240	700x160x150	10,5

● Cemento Cement Ciment

## DETALLES DETAILS DÉTAILS



Conector IP68 incluido  
IP68 connector included  
Connecteur IP68 inclus



Base incluida  
Base included  
Base incluse



Cemento: material resistente  
Cement: resistant material  
Ciment: matériau résistant

## NOTA NOTE NOTE



Disponibile como luminaria de pared  
Wall fixtures luminaire available  
Version appliques disponible  
P. 217

# DRIVERS



ON-OFF

ON-OFF	mA	W	V	V <sub>L</sub>	IP	LxWxH (mm.)	⌚
4.1031.1102	120	5	220-240	27-40	20	84x20x17	27
4.1031.1103	180	7	220-240	27-40	20	84x20x17	27
4.1031.1101	300	21	220-240	50-70	20	92x36x25	45
4.1011.1303	350	3,5	100-240	2,5-10	65	47x23x21	32
4.1069.1101	150-500	6,3-21	200-240	10-42	20	131x43x30	53
4.1022.1101	500	3	100-277	3-7	20	68x33x22	40
4.1032.1103	500	2,5-5	220-240	5-10	20	97x21x21	30
4.1012.1101	500	9	100-240	1-12	20	65x39x20	44
4.1012.1102	500	14-20	100-240	27-42	20	119x40x27	49
4.1012.1301	500	12	100-240	8-24	65	50x54x24	56
4.1131.1101	600	1-3	100-240	3-6	20	88x39x23	46
4.1013.1103	600	25	100-240	20-45	20	111x42x24	49
4.1013.1304	700	3	100-240	2,5-4,5	65	47x23x21	32
4.1013.1301	700	4-12	100-240	6-17	65	50x48x24	54
4.1013.1106	700	14-30	100-240	27-40	20	140x48x28	56
4.1013.1105	700	19-30	100-240	27-42	20	146x43x29	52
4.1033.1102	700	3	220-240	2,5-4,5	20	84x20x17	27
4.1033.1103	700	6	220-240	4-9	20	84x20x17	27
4.1025.1101	950	40	100-277	27-40	20	145x43x29	52
4.1015.1101	1000	2-4	100-240	2-4	20	68x20x20	29
4.1035.1102	1000	40	220-240	33-40	20	115x41x28	50





# DRIVERS

DIMMABLE

<b>DALI</b>	<b>mA</b>	<b>W</b>	<b>V</b>	<b>V<sub>L</sub></b>	<b>IP</b>	<b>LxWxH (mm.)</b>	
4.1013.3101	600	25	100-240	26-42	20	139x44x26	52
<b>1-10V</b>	<b>mA</b>	<b>W</b>	<b>V</b>	<b>V<sub>L</sub></b>	<b>IP</b>	<b>LxWxH (mm.)</b>	
4.1025.2101	950	40	100-277	27-42	20	140x65x30	72
<b>DALI-PUSH-0-10V</b>	<b>mA</b>	<b>W</b>	<b>V</b>	<b>V<sub>L</sub></b>	<b>IP</b>	<b>LxWxH (mm.)</b>	
4.1035.6101	950	40	220-240	30-42	20	112x70x25	75
<b>DALI &amp; PUSH</b>	<b>mA</b>	<b>W</b>	<b>V</b>	<b>V<sub>L</sub></b>	<b>IP</b>	<b>LxWxH (mm.)</b>	
4.1039.6101	150-400	3-12	200-240	20-42	20	122x40x25	48
4.1069.6101	150-700	8-26	200-240	9-52	20	97x43x30	53
4.1069.6102	150-1050	8-42	220-240	9-52	20	97x43x30	53
4.1019.6102	350-500	20	100-265	9-42	20	134x43x26	51
4.1019.6103	550-700	30	100-250	25-42	20	157x43x30	53



# POWER SUPPLY

ON-OFF

<b>ON-OFF</b>	<b>W</b>	<b>V</b>	<b>V</b>	<b>IP</b>	<b>LxWxH (mm.)</b>	
4.2042.1501	0-20	24	100-240	67	118x35x26	44
4.2042.1502	0-60	24	100-240	67	162x43x32	54
4.2014.1101	150	48	100-240	20	323x30x21,5	32
4.2034.1101	240	48	220-240	20	357x32x22,3	34



# POWER SUPPLY

DIMMABLE

<b>BLUETOOTH   CASAMBI</b>	<b>W</b>	<b>V</b>	<b>V<sub>L</sub></b>	<b>IP</b>	<b>LxWxH (mm.)</b>	
4.9101.5002	0-120	24	90-305	67	191x63x38	74



# KIT EMERGENCY

1H

	<b>V</b>	<b>V<sub>L</sub></b>	<b>IP</b>	<b>LxWxH (mm.)</b>	
4.9231.0101	220-240	9-58	20	112x70x25	75

# DRIVERS EU



ON-OFF


ON-OFF	mA	W	V	V <sub>L</sub>	IP	LxWxH (mm.)	
4.3061.1101	250	2,5-12	200-240	10-44	20	146x44x22	49
4.3061.1102	300	3-13	200-240	10-44	20	146x44x22	49
4.3061.1103	350	3,5-15	200-240	10-44	20	146x44x22	49
4.3041.1102	350	6-8	100-240	2-23	20	68x41x22	45
4.3041.1201	350	8	100-240	2-23	54	53x46x26	38
4.3062.1101	500	2,5-22	200-240	5-44	20	146x44x22	49
4.3042.1101	500	6	100-240	2-11,5	20	60x35x21	42
4.3042.1601	500	24	100-240	2-49	68	121x54x26	60
4.3063.1101	700	3,5-30	200-240	5-44	20	146x44x22	50
4.3043.1101	700	3	100-240	3-4,5	20	46x26x23	35
4.3043.1201	700	6	100-240	2-11,5	54	53x46x26	51
4.3043.1601	700	30	100-240	2-43	68	121x54x26	60
4.3064.1101	900	4,5-36	220-240	5-40	20	146x44x22	50
4.3069.1101	125-500	5,5-22	200-240	5-44	20	146x44x22	49
4.3069.1102	350-725	15-32	200-240	5-44	20	146x44x22	49



# DRIVERS EU

DIMMABLE

<b>DALI</b>	<b>mA</b>	<b>W</b>	<b>V</b>	<b>V<sub>L</sub></b>	<b>IP</b>	<b>LxWxH (mm.)</b>	
4.3049.3102	250-700	1-20	100-240	2-43	20	111x52x22	57

<b>DALI &amp; PUSH</b>	<b>mA</b>	<b>W</b>	<b>V</b>	<b>V<sub>L</sub></b>	<b>IP</b>	<b>LxWxH (mm.)</b>	
4.3069.6102	125-500	5,5-22	200-240	10-44	20	146x44x22	49
4.3069.6101	300-1050	3-38	220-240	10-54	20	146x44x30	54

# SMART LIGHTING

CASAMBI, ZIGBEE & BLUELIGHT LINK DRIVERS

		mA	W	V	IP	LxWxH (mm.)	⌚
4.9101.5001	Casambi	300-1050	16-38	10-36	20	147x44x30	54
4.9102.5001	Zigbee	300-1050	16-38	10-36	20	147x44x30	54
4.9103.5001	Bluelight Link	300-1050	16-38	10-36	20	147x44x30	54

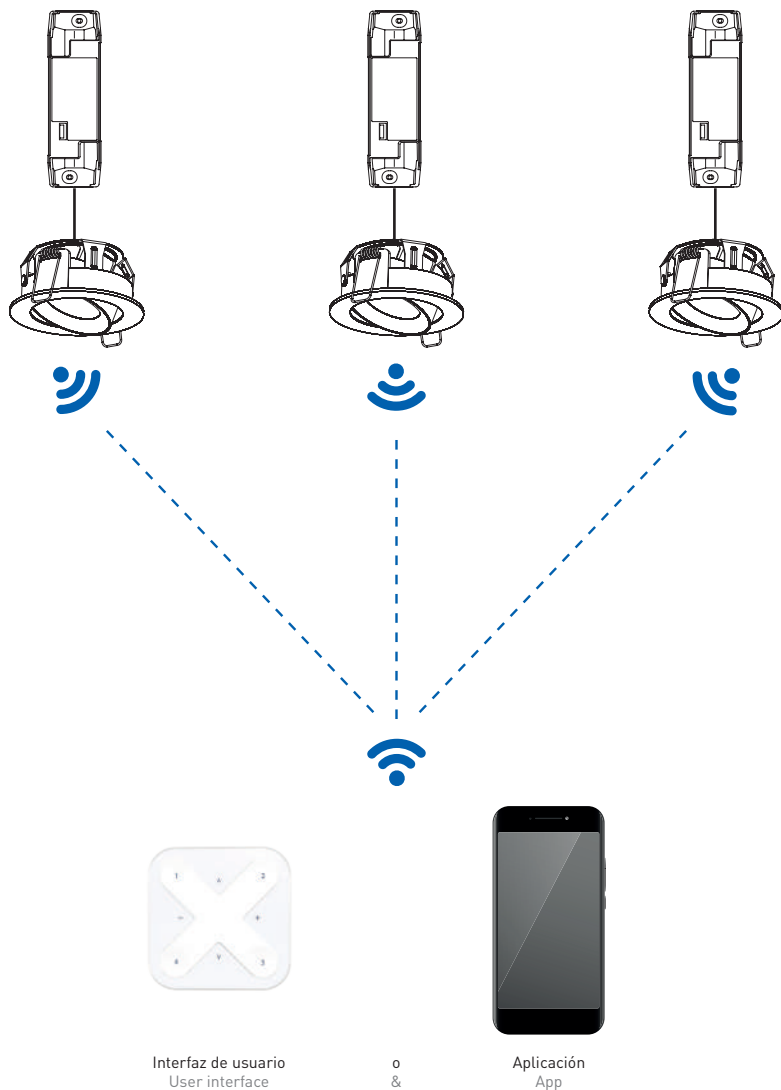



Tabla downlights Hofflights: Compatibles con Casambi, Zigbee & Bluetooth Link drivers

Downlights Hofflights table: Compatibles with Casambi, Zigbee & Bluetooth Link drivers

Tableau des luminaires Hofflights: Compatibles avec les pilotes Casambi, Zigbee & Bluetooth Link

Downlights	W	mA	Vf		CASAMBI	ZIGBEE	BLUETOOTH LINK
					Ref. 4.9101.5001	Ref. 4.9102.5001	Ref. 4.9103.5001
Vienna 2	2W	700mA	3	Ø19	-	-	-
Vienna 5	5W	350/500mA	9	Ø35	-	-	-
Vienna 10	10W	350/500mA	20	Ø60	-	from 1 to 2 downlights	-
Italy 2	2W	600mA	3	40x37	-	-	-
Italy 4	4W	600mA	6	69x37	-	from 2 to 9 downlights	-
Italy 10	10W	600mA	15	139x37	-	from 1 to 3 downlights	-
Italy 20	20W	600mA	29	273x37	-	1 downlight	-
Vietnam	8W	200mA	31	Ø68	-	-	-
Laos 8 gen2	8W	200mA	36	Ø55	-	-	-
Laos 12 gen2	12W	300mA	36	Ø75	-	1 downlight	-
Laos 20 gen2	20W	500mA	36	Ø90	-	1 downlight	-
Qatar 8	8W	200mA	35	Ø50	-	-	-
Qatar 12	12W	300mA	35	Ø70	-	1 downlight	-
Norway 9 gen2	9W	250mA	34	Ø112	-	-	-
Norway 15 gen2	15W	350mA	34	Ø145	-	1 downlight	-
Norway 20 gen2	20W	500mA	36	Ø165	-	1 downlight	-
Norway 9 square gen2	9W	250mA	34	105x105	-	-	-
Norway 15 square gen2	15W	350mA	34	135x135	-	1 downlight	-
Norway 20 square gen2	20W	500mA	36	160x160	-	1 downlight	-
Boston 10	10W	350mA	26	Ø90	-	from 1 to 2 downlights	-
Boston 20	19W	700mA	26	Ø145	-	1 downlight	-
Boston 25	25W	700mA	35	Ø195	-	1 downlight	-
Boston 32	32W	900mA	35	Ø195	-	1 downlight	-
Zermatt	7W	350mA	18	Ø60	-	from 1 to 2 downlights	-
Palermo 3	3W	700mA	3	48x45	-	-	-
Palermo 6	6W	700mA	6	122x44	-	-	-
Luxembourg 3	3W	700mA	3	Ø30	-	-	-
Luxembourg 5	5W	1050mA	3	Ø40	-	-	-
Amsterdam	7W	350mA	17	Ø76	-	from 1 to 3 downlights	-
Laos 12 adjustable	12W	300mA	36	Ø78	-	1 downlight	-
Laos 12 deep adjustable	12W	300mA	36	Ø90	-	1 downlight	-
Colombia 10	10W	250mA	33	97x97	-	-	-
Colombia 20	20W	450mA	41	183x97	-	1 downlight	-
Osaka	15W	350mA	36	Ø75	-	1 downlight	-
Andorra 5	5W	120mA	36	Ø35	-	-	-
Andorra 7	7W	180mA	36	Ø45	-	-	-
Andorra 12	12W	300mA	36	Ø90	-	1 downlight	-
Andorra 20	20W	500mA	36	Ø120	-	1 downlight	-
Andorra 30	30W	700mA	36	Ø145	-	1 downlight	-
Bonn 14	14W	350mA	36	Ø80	-	1 downlight	-
Bonn 20	20W	500mA	36	Ø80	-	1 downlight	-
Bonn 28	28W	700mA	36	Ø80	-	1 downlight	-
Slovakia 20	20W	500mA	38	Ø95	-	1 downlight	-
Slovakia 30	30W	700mA	38	Ø120	-	1 downlight	-
Malta 8 gen3	8W	200mA	36	Ø70	-	-	-
Malta 12 gen3	12W	300mA	36	Ø70	-	1 downlight	-
Malta 15 gen3	15W	350mA	36	Ø70	-	1 downlight	-
Canada gen2	40W	1000mA	36	595x595	-	1 downlight	-
Romania 20	20W	500mA	36	Ø110	-	1 downlight	-
Romania 30	30W	700mA	36	Ø150	-	1 downlight	-



# SMART LIGHTING

 CASAMBI BLUETOOTH DEVICES

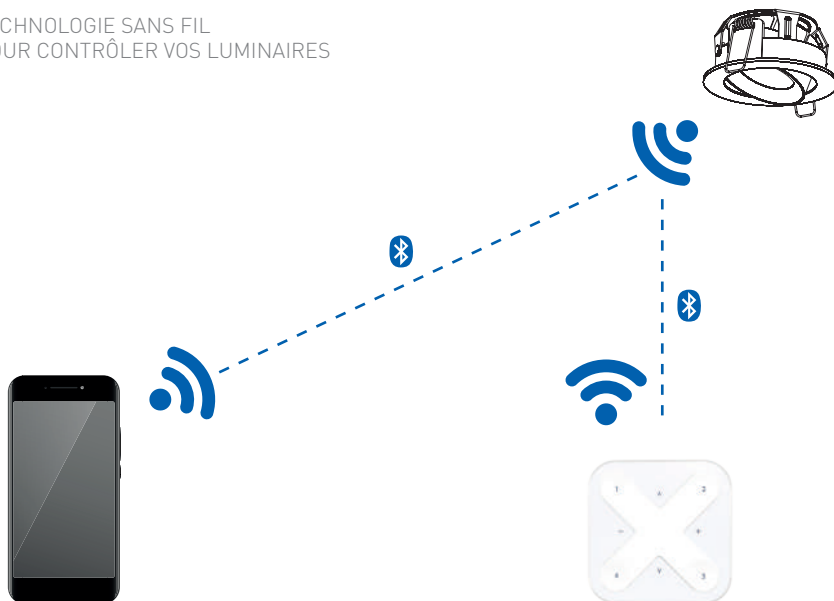


APP CASAMBI

TECNOLOGÍA INALÁMBRICA  
PARA CONTROLAR TUS LUMINARIAS

WIRELESS TECHNOLOGY  
TO CONTROL YOUR LUMINAIRES

TECHNOLOGIE SANS FIL  
POUR CONTRÔLER VOS LUMINAIRES



## BOTONERA SWITCH CHANGER

4.9101.1001	Botonera Xpress Bluetooth Blanca	White Bluetooth Xpress Switch	Clavier blanc Xpress Bluetooth	1
4.9101.1002	Botonera Xpress Bluetooth Negra	Black Bluetooth Xpress Switch	Clavier noir Xpress Bluetooth	2
4.9101.1003	Doble pulsador plano Bluetooth	Bluetooth double flat push switch	Interrupteur double Bluetooth	3



1



2



3

CONTROL ON-OFF ON-OFF CONTROL CONTRÔLER ON-OFF

4.9101.2001	Rele Bluetooth 1NA 10A	Bluetooth Relay 1NA 10A	Relais Bluetooth 1NA 10A	4
-------------	------------------------	-------------------------	--------------------------	---



4

CONTROL DALI DALI CONTROL CONTRÔLER DALI

4.9101.2002	Regulador Broadcast DALI 60 equipos 1200W	Broadcast DALI 60 devices 1200W dimmer	Régulateur Broadcast DALI 60 dispositifs 1200W	5
-------------	---	--	--	---



5

GATEWAY GATEWAY GATEWAY

4.9101.3001	Bluetooth Android Gateway central	Central Gateway Android Bluetooth	Bluetooth Android Gateway central	6
-------------	-----------------------------------	-----------------------------------	-----------------------------------	---



6

SENSORES SENSOR CAPTEUR

4.9101.4001	Sensor de presencia y/o luminosidad Bluetooth de empotrar	Recessed Bluetooth light and motion sensor	Détecteur de présence et/ou de luminosité Bluetooth encastrés	7
4.9101.4002	Sensor de presencia y/o luminosidad Bluetooth de superficie	Surface Bluetooth light and motion sensor	Détecteur de présence et/ou de luminosité Bluetooth de surface	8



7



8

## VENTILADORES FANS VENTILATEURS

### CON LUZ WITH LIGHT AVEC LUMIÈRE



277

BORA BORA  
Ø71cm



285

KOBE  
Ø147cm

### SIN LUZ WITHOUT LIGHT SANS LUMIÈRE



278

GOMERA  
Ø132cm



278

GOMERA  
Ø132cm



283

ZANZIBAR  
Ø132cm



283

ZANZIBAR  
Ø132cm



281

PASCUA  
Ø132cm

### SIN LUZ WITHOUT LIGHT SANS LUMIÈRE



279

POLYNESIA  
Ø132cm



279

POLYNESIA  
Ø132cm



284





























































SEYCHELLES  
Ø137cm



284

SEYCHELLES  
Ø137cm

**VENTILADORES FANS VENTILATEURS**

	TAMAÑO SIZE DIMENSION	LUZ LIGHT LUMIÈRE	MOTOR MOTOR MOTEUR	VOLTAJE VOLTAGE VOLTAGE	IP IP IP	MATERIAL MATERIAL MATÉRIEL	ACABADOS FINISHES FINITIONS	PÁGINA PAGE PAGE
	 S 15 m <sup>2</sup>		 DC MOTOR	 100-265V 50/60Hz	 IP20	 ABS BLADES	 Blanco White Blanc	277
BORA BORA								
	 M 15-20 m <sup>2</sup>		 DC MOTOR	 100-265V 50/60Hz	 IP20	 ABS BLADES	 Nogal Walnut Noyer	281
PASCUA								
	 M 15-20 m <sup>2</sup>		 AC MOTOR	 220-240V 50/60Hz	 IP44	 ABS BLADES	 Haya Beech Hêtre   Blanco White Blanc	278
GOMERA								
	 M 15-20 m <sup>2</sup>		 DC MOTOR	 100-240V 50/60Hz	 IP20	 SOLID WOOD BLADES	 Haya Beech Hêtre   Nogal Walnut Noyer	283
ZANZIBAR								
	 M 15-20 m <sup>2</sup>		 DC MOTOR	 220-240V 50/60Hz	 IP20	 PLY WOOD BLADES	 Blanco-Roble White-Oak Blanc-Chêne   Nogal-Haya Walnut-Beech Noyer-Hêtre  	279
POLYNESIA								
	 L 20-30m <sup>2</sup>		 DC MOTOR	 220-240V 50/60Hz	 IP20	 SOLID WOOD BLADES	 Haya Beech Hêtre   Nogal Walnut Noyer	284
SEYCHELLES								
	 L 20-30m <sup>2</sup>		 DC MOTOR	 100-265V 50/60Hz	 IP20	 ABS BLADES	 Plateado Silver Argent	285
KOBE								

# CÓMO ELEGIR TU VENTILADOR

## HOW TO CHOOSE YOUR FAN

### COMMENT CHOISIR VOTRE VENTILATEUR

#### 1 TAMAÑO SIZE DIMENSION



<Ø1000mm



Ø1000 - 1320mm



>Ø1320mm

#### 2 LUZ LIGHT LUMIÈRE



Con luz  
With light  
Avec lumière



Sin luz  
Without light  
Sans lumière



Luz opcional  
Optional light  
Lumière optionnel

#### 3 VOLTAJE VOLTAGE VOLTAGE



Tensión de alimentación 220-240V  
Power supply voltage 220-240V  
Tension d'alimentation 220-240V



Tensión de alimentación 100-240V  
Power supply voltage 100-240V  
Tension d'alimentation 100-240V



Tensión de alimentación 100-265V  
Power supply voltage 100-265V  
Tension d'alimentation 100-265V



#### 4 MOTOR MOTOR MOTEUR



Corriente continua con 5-6 velocidades  
Direct current with 5-6 speeds  
Courant continu avec 5-6 vitesses



Mayor vida útil  
Longer working life  
Durée de vie plus longue



Hasta un 70% de ahorro energético  
Up to 70% energy saving  
Jusqu'à un 70% de économie énergétique



Más silencioso  
More silent  
Plus silencieux



Más ligero  
Lighter weight  
Poids plus léger



2 direcciones verano / invierno  
2 directions summer / winter  
2 directions été / hiver



Corriente alterna con 3 velocidades  
Alternating current with 3 speeds  
Courant alternatif avec 3 vitesses

#### 5 MATERIAL MATERIAL MATÉRIEL



Las aspas de madera son menos ruidosas  
The wooden blades produce less noise  
Les pales en bois sont plus silencieuses



Contrachapado de madera muy resistente  
Very resistant material derived from wood  
Dérivé du bois très résistant



Plástico muy resistente y aerodinámico  
Very resistant and aerodynamic plastic  
Plastique très résistant et aérodynamique

# ¿POR QUÉ VENTILADORES HOFFLIGHTS? WHY HOFFLIGHTS FANS? POURQUOI UN VENTILATEUR HOFFLIGHTS?

**A**

**GARANTÍA  
GUARANTEE  
GARANTIE**



**B**

**AHORRO ENERGÉTICO  
ENERGY SAVING  
ÉCONOMIE ÉNERGÉTIQUE**



Hasta un 70% de ahorro energético (motor DC)  
Up to 70% energy saving (DC motor)  
Jusqu'à un 70% de économie énergétique (motor DC)

**C**

**MOTOR DC  
DC MOTOR  
MOTEUR DC**



Más silencioso  
More silent  
Plus silencieux

**D**

**VOLTAJE  
VOLTAGE  
TENSION**



Multi voltaje  
Multi voltage  
Multi voltage

**E**

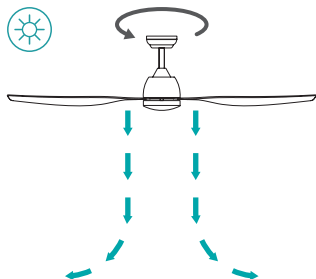
**LUZ  
LIGHT  
LUMIÈRE**



Temperatura de color ajustable  
Adjustable color temperature  
Température de couleur réglable

**F**

**TODO EL AÑO  
ALL THE YEAR  
TOUTE L'ANNÉE**

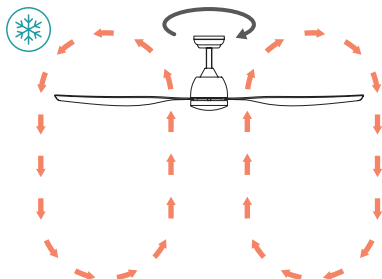


**MODO VERANO SUMMER MODE MODE D'ÉTÉ**

El ventilador gira hacia a la izquierda soplando aire hacia abajo, con un efecto de viento frío.

The fan turns to the left blowing air down, with a cold wind effect.

Quand le ventilateur tourne vers la gauche, l'aire est dirigé vers le bas, avec un effet de vent froid.



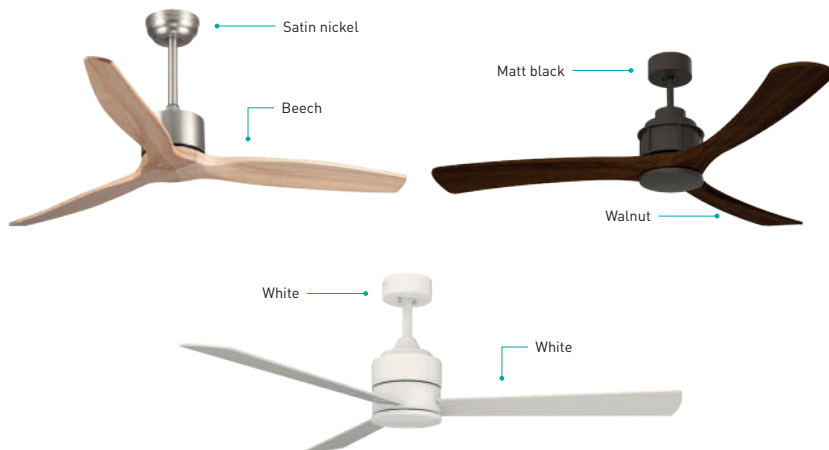
**MODO INVIERNO WINTER MODE MODE HIVER**









El ventilador gira hacia a la derecha soplando aire hacia el techo, el cual circula tibio hacia abajo sin provocar brisas.

The fan turns to the right blowing air towards the ceiling, which circulates warm down without causing breezes.

Quand le ventilateur tourne vers la droite, l'aire est dirigé vers le haut avec un effet d'aire tiède sans provoquer de la brise.

# ACABADOS FINISHES FINITIONS



ACABADOS FINISHES FINITIONS	ASPAS BLADES PALES	CUERPO BODY CORPS
 Blanco White Blanc	●	●
 Roble Oak Chêne	●	
 Haya Beech Hêtre	●	●
 Nogal Walnut Noyer	●	
 Níquel satinado Satin nickel Nickel satiné		●
 Negro mate Matt black Noir mat		●
 Negro envejecido Old black Noir vieilli		●
 Plateado Silver Argent	●	●

## MATERIAL ASPAS BLADES MATERIAL FINITIONS PALES



Madera maciza  
Solid wood  
Bois massif

Contrachapado  
Ply wood  
Contreplaqué

Plástico ABS  
ABS plastic  
Plastique ABS

**BORA BORA**  
P. 277



**GOMERA**  
P. 278

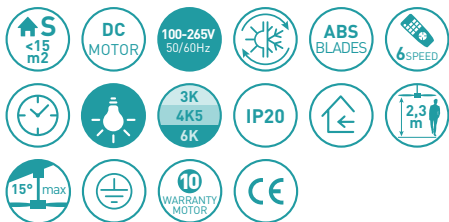


**POLYNESIA**  
P. 279



**SEYCHELLES**  
P. 284

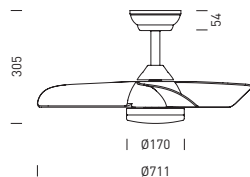




# BORA BORA



	W Motor	V	RPM	Airflow (CFM)	W LED	Real lm (3000K)	Real lm (4500K)	Real lm (6000K)	CRI	ØxH (mm.)	Kg	
○	5.0130.1122	25	100-265	300	5000	18	830	930	860	80	711x305	3,5



○ Blanco White Blanc

## DETALLES DETAILS DÉTAILS



Aspas inclinadas  
Inclined blades  
Pates inclinées

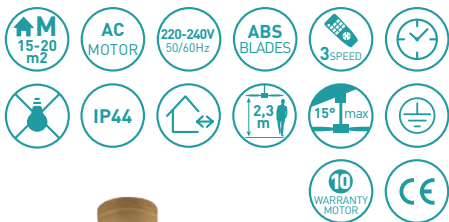
Temperatura de color ajustable (3K, 4K5 o 6K)  
Adjustable color temperature (3K, 4K5 or 6K)  
Température de couleur réglable (3K, 4K5 ou 6K)

Mando distancia incluido  
Remote control included  
Télécommande incluse

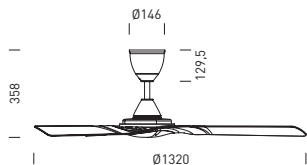


# GOMERA

IP44



	W Motor	V	RPM	Airflow (CFM)	ØxH (mm.)	Kg
● 5.0160.0211	80	220-240	200	7300	1320x305	6,5
○ 5.0160.0222	80	220-240	200	7300	1320x305	6,5



## DETALLES DETAILS DÉTAILS

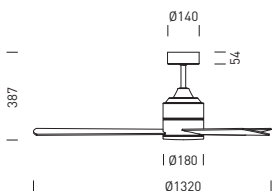


Mando distancia incluido  
Remote control included  
Télécommande incluse

● Haya Beech Hêtre  
○ Blanco White Blanc



# POLYNESIA



	W Motor	V	RPM	Airflow (CFM)	ØxH (mm.)	Kg
5.0110.2211	38	220-240	200	5041	1320x387	5,1
5.0110.2222	38	220-240	200	5041	1320x387	5,1

Accesorios	Accessories	Accessoires	W LED	Real lm (3000K)	Real lm (4000K)	Real lm (5700K)	CRI	ØxH (mm.)	Kg
	5.0100.8111	LED Module	18	1020	1250	1080	>90	180x25	0,5
	5.0100.8112	LED Module	18	1020	1250	1080	>90	180x25	0,5

### Cuerpo Body Corps


- Blanco White Blanc
- Níquel satinado Satin nickel Nickel satiné

### Aspas Blades Pales

- Blanco-Roble White-Oak Blanc-Chêne
- Nogal-Haya Walnut-Beech Noyer-Hêtre

Se pueden emparejar hasta 5 ventiladores  
Synchronization up to 5 fans  
Appairage jusqu' à 5 ventilateurs

## DETALLES DETAILS DÉTAILS



Color ajustable (3K, 4K o 5K7)  
Adjustable color (3K, 4K or 5K7)  
Couleur réglable (3K, 4K ou 5K7)

Aspas reversibles (Blanco-Roble)  
Reversible blades (White-Oak)  
Pales réversibles (Blanc-Chêne)

Aspas reversibles (Nogal-Haya)  
Reversible blades (Walnut-Beech)  
Pales réversibles (Noyer-Hêtre)

Función luz aleatoria "anti-robo"  
Random light function "anti-theft"  
Lumière aléatoire fonction "antivol"



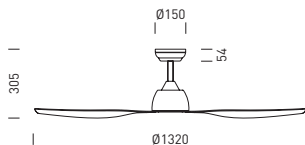


# PASCUA

Without Light



	W Motor	V	RPM	Airflow (CFM)	ØxH (mm.)	Kg
●● 5.0150.0211	32	100-265	210	5500	1320x305	4,2



## DETALLES DETAILS DÉTAILS



Mando distancia incluido  
Remote control included  
Télécommande incluse

Aspas Blades Pales

● Nogal Walnut Noyer

Cuerpo Body Corps

● Negro mate Matt black Noir mat







# ZANZIBAR



	W Motor	V	RPM	Airflow (CFM)	ØxH (mm.)	Kg
<input type="radio"/> <input type="radio"/> 5.0120.0222	26	100-240	190	4000	1320x305	5
<input checked="" type="radio"/> <input checked="" type="radio"/> 5.0120.0211	26	100-240	190	4000	1320x305	5



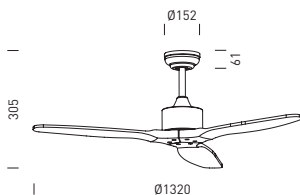
Accesorios	Accessories	Accessoires	ØxH (mm.)	Kg
<input type="radio"/>	5.0120.8232	Tija Downrod Tige	26x600	0,6
<input checked="" type="radio"/>	5.0120.8231	Tija Downrod Tige	26x600	0,6

## Aspas Blades Pales

- Haya Beech Hêtre
- Nogal Walnut Noyer

## Cuerpo Body Corps

- Níquel satinado Satin nickel Nickel satiné
- Negro envejecido Old black Noir vieilli



## DETALLES DETAILS DÉTAILS



2 tijas incluidas (10 y 25cm)  
2 rods included (10 and 25cm)  
2 tiges inclus (10 et 25cm)



Madera maciza  
Solid wood  
Bois massif



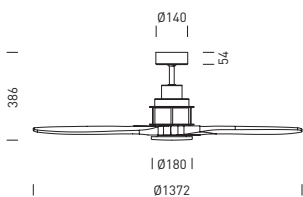
Se pueden emparejar hasta 10 ventiladores  
Synchronization up to 10 fans  
Appairage jusqu' à 10 ventilateurs

# SEYCHELLES



	W Motor	V	RPM	Airflow (CFM)	ØxH (mm.)	Kg
● 5.0100.2222	38	220-240	170	4523	1372x386	5,2
● 5.0100.2211	38	220-240	170	4523	1372x386	5,2

Accesorios	Accessories	Accessoires	W LED	Real lm (3000K)	Real lm (4000K)	Real lm (5700K)	CRI	ØxH (mm.)	Kg
○	5.0100.8112	LED Module	18	1020	1250	1080	>90	180x25	0,5
●	5.0100.8113	LED Module	18	1020	1250	1080	>90	180x25	0,5



Cuerpo	Body	Corps	Aspas	Blades	Pales
○	Níquel satinado	Satin nickel	●	Haya	Beech
●	Negro mate	Matt black	●	Nogal	Walnut

Se pueden emparejar hasta 5 ventiladores  
Synchronization up to 5 fans  
Appairage jusqu' à 5 ventilateurs

## DETALLES DETAILS DÉTAILS



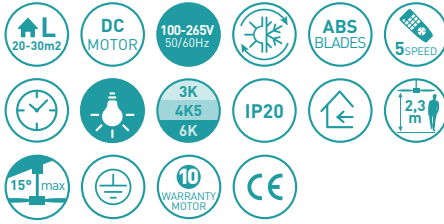
Temperatura de color ajustable (3K, 4K o 5K7)  
Adjustable color temperature (3K, 4K or 5K7)  
Température de couleur réglable (3K, 4K ou 5K7)

Madera maciza  
Solid wood  
Bois massif

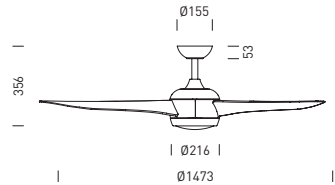
Mando distancia incluido  
Remote control included  
Télécommande incluse

Función luz aleatoria "anti-robo"  
Random light function "anti-theft"  
Lumière aléatoire fonction "antivol"

# KOBE



	W Motor	V	RPM	Airflow (CFM)	W LED	Real lm (3000K)	Real lm (4500K)	Real lm (6000K)	CRI	ØxH (mm.)	Kg
● 5.0140.1211	38	100-265	205	7900	18	960	1100	960	80	1473x356	6,5



● Plateado Silver Argent

















## DETALLES DETAILS DÉTAILS







Aspas inclinadas  
Inclined blades  
Pates inclinées

Temperatura de color ajustable (3K, 4K5 o 6K)  
Adjustable color temperature (3K, 4K5 or 6K)  
Température de couleur réglable (3K, 4K5 ou 6K)

Mando distancia incluido  
Remote control included  
Télécommande incluse

	SIMBOLOGÍA	SYMBOLGY	SYMBOLISME
			
<b>W</b>	Potencia	Wattage	Puissance
<b>K</b>	Temperatura de color	Colour temperature	Température de couleur
<b>Real lm</b>	Lúmenes luminaria	Fixture lumens	Lumens lumineux
<b>V</b>	Tensión de alimentación	Power supply voltage	Tension d'alimentation
	Ángulo de emisión	Beam angle	Grades halo lumineux
	Clase I - Clase II - Clase III	Class I - Class II - Class III	Classe I - Classe II - Classe III
	Interior - Exterior	Indoor - Outdoor	Intérieur - Extérieur
	Tipo de instalación	Installation type	Type d'installation
<b>IPXX</b>	Índice de estanqueidad	Sealing rating	Indice d'étanchéité
<b>IKXX</b>	Resistencia a los golpes	Shock resistance	Résistance au choc
	Tipo de LED	Type of LED	Type de LED
	Temperatura de color ajustable	Adjustable color temperature	Température de couleur réglable
<b>CRI&gt;XX</b>	Índice reproducción cromática	Color rendering index	Index de rendu des couleurs
<b>3 step MacAdam</b>	Precisión del color del LED	LED color precision	Précision de couleur LED
	Lámpara GU10 no incluida	GU10 lamp not included	Lampe GU10 non incluse
	Ángulo de emisión	Beam angle	Angle d'éclairage
<b>UGR XX</b>	Grado de deslumbramiento	Unified glare rating	Degré d'éblouissement
	Medidas de empotrar	Cutout hole dimensions	Trou d'encastrement
	Trimless	Trimless	Trimless (encastrement sans garniture)
	Driver incluido	Driver included	Driver inclus
	Driver no incluido	Driver not included	Driver non inclus
	Parpadeo de la luz muy reducido	Very low light fluctuation	Papillotement de lumière très bas

	SIMBOLOGÍA	SYMBOLGY	SYMBOLISME
			
	Factor de potencia	Power factor	Facteur de puissance
	Vida útil (horas)	Mean life (hours)	Durée de vie (heures)
	No regulable	Not dimmable	Non réglable
	Regulable	Dimmable	Réglable
	Tres intensidades de la luz	Three light levels	Trois intensité de lumière
	Conector rápido	Quick connector	Connecteur rapide
	H2O Stop	H2O Stop	H2O Stop
	Ángulo de giro	Rotation angle	Angle de rotation
	Ángulo de basculación	Tilting angle	Angle d'inclinaison
	Carril trifásico	Three phase track	Rail triphasé
	Carril trifásico DALI	Three-phase DALI track	Rail DALI triphasé
	Longitud del cable	Cable lenght	Longeur de câble
	Interruptor	Switch	Interrupteur
	Aluminio	Aluminium	Aluminium
	Acero inoxidable 316	Stainless Steel 316	Acier inoxydable 316
	Cemento	Cement	Ciment
	Policarbonato	Polycarbonate	Polycarbonate
	Poliamida	Polyamide	Polyamide
	Cristal	Glass	Verre
	Polimetilmetacrilato	Polymethyl methacrylate	Polyméthacrylate de méthyle
	Poliestireno	Polystyrene	Polystyrène
	Temperatura ambiente	Ambient temperature	Température ambiance



	SIMBOLOGÍA	SYMBOLOLOGY	SYMBOLISME
			
	Peso	Weight	Poids
	Certificado CE	CE certificate	Certification CE
	Puerto de carga USB	Charging port USB	Prise de charge USB
	Puerto de carga USB (Tipo C)	Charging port USB (Type C)	Prise de charge USB (Type C)
	Puerto de carga Micro USB	Charging port micro USB	Prise de charge micro USB
	Autonomía de la batería	Autonomy battery	Autonomie batterie
	Cargador incluido	Charger included	Chargeur inclus
	Tamaño habitación	Room Size	Taille de la pièce recommandée
 	Motor DC (Corriente continua) Motor AC (Corriente alterna)	Motor DC (Direct current) Motor AC (Alternating current)	Moteur DC (Courant continu) Moteur AC (Courant alternatif)
	2 direcciones verano / invierno	2 directions summer / winter	2 directions été / hiver
	Aspas de madera	Wooden blades	Pâles en bois
	Contrachapado de madera (Madera laminada)	Material derived from wood	Dérivé du bois (contreplaqué)
	Plástico	Plastic	Pâles en ABS
	Mando a distancia incluido 3/5/6 Velocidades	Remote control included 3/5/6 Speeds	Télécommande inclus 3/5/6 Vitesses
	Temporizador	Timmer	Minuteur
	Con luz - Sin luz - Luz opcional	With light - Without light - Optional light	Avec lumière - Sans lumière - Lumière optionnel
	Altura mínima de instalación	Minimum installation height	Hauteur de montage minimale
	Instalación en techo inclinado	Tilt Roof Installation	Installation sur plafond monsardé
	Garantía motor	Guarantee motor	Garantie motor
<b>W Motor</b>	Consumo en vatios, dependiendo de la velocidad máxima	Consumption in watts, depending on maximum speed	Consommation en watt, selon vitesse maximum
<b>RPM</b>	Revoluciones por minuto	Revolutions per minute	Révolutions par minute
<b>Airflow (CFM)</b>	Pies cúbicos por minuto	Cubic feet per minute	Pieds cubes par minute



**A**

ALGARVE	125
AMSTERDAM	49
ANDORRA 5	57
ANDORRA 7	57
ANDORRA 12	58
ANDORRA 20	58
ANDORRA 30	59
ASSEN 10	153
ASSEN 15	153
ASSEN 20	153
ASSEN 10 ZOOM	155
ASSEN 20 ZOOM	155
ASSEN 10 ZOOM PENDANT	157
ASSEN 16 LENS PROFILE	159
ASSEN 16 OPAL PROFILE	159
ATHENS 4 RND. RECESSED	223
ATHENS 4 RND. SURFACE	225
ATHENS 4 SQ. RECESSED	223
ATHENS 4 SQ. SURFACE	225
ATHENS 8 RECT. SURFACE	225
ATHENS 9 RECT. RECESSED	223
ATHENS 9 ROUND SURFACE	227
ATHENS 9 SQ. SURFACE	227
AUSTRALIA	130

**B**

BANGKOK	27
BELGIUM 3	231
BELGIUM 9	231
BELGIUM 12	231
BENIN 6	203
BENIN 12 UP/DOWN	203
BELIZE 250	255
BELIZE 650	255
BERLIN 20	133
BERLIN 30	133
BORA BORA	277
BOGOTA PENDANT	105
BOGOTA ROUND DOWNLIGHT	87
BOGOTA S READING	109
BOGOTA SQ. SINGLE DOWN.	85
BOGOTA SQ. DOUBLE DOWN.	85
BOGOTA SURFACE SPOT.	89
BOGOTA TRACK SPOTLIGHT	127

BOLOGNA	103
BONN DOWNLIGHT 14-28	61
BONN TRACK 20	139
BONN TRACK 30	139
BOSTON 10	38
BOSTON 20	38
BOSTON 25-32	39
BULGARIA	237
BRUSSELS 26 SURFACE	99
BRUSSELS 40 SURFACE	99
BRUSSELS 26 PENDAND	107
BRUSSELS 40 PENDAND	107

**C**

CANADA GEN2	167
CANNES 10	233
CANNES 20	233
CHILE 6 UP/DOWN	197
CHILE 12 UP/DOWN	197
COPENHAGUE 150	119
COPENHAGUE 260	119
COLOMBIA 10	53
COLOMBIA 20	53
CYPRUS	257

**D**

DENMARK ROUND	185
DENMARK SQUARE	185
DUBAI 20	215
DUBAI 40 UP/DOWN	215
DUBLIN 1 SIDE	253
DUBLIN 2 SIDES	253
DUBLIN 4 SIDES	253

**E**

ENGLAND	113
ESTONIA ROUND	183
ESTONIA SQUARE	183

**F**

FINLAND 20	169
FINLAND 40	169
FINLAND 50	169

FRANCE 10	135
FRANCE 20	135
FRANCE 30	137
FRANCE 40	137

**G**

GERMANY 10	131
GERMANY 20	131
GHANA 6	193
GHANA 12 UP/DOWN	193
GOMERA	278
GREECE	117
GUINEA UP/DOWN	205

**H**

HAITI ZOOM	235
HELSINKI	181
HUNGARY ADJUSTABLE	251

**I**

IBIZA 15	97
IBIZA 18	97
IBIZA 32	97
ICELAND	111
INDIA 2 SIDES	260
INDIA 4	217
INDIA 8 (300)	261
INDIA 8 (700)	261
IRELAND	249
ITALY 2	22
ITALY 4	22
ITALY 10	23
ITALY 20	23

**J**

JAMAICA WALL	213
JAMAICA BOLLARD	259
JAPAN 25 ZOOM	143

**K**

KOBE	285
KOREA UP/DOWN	199
KYOTO UP/DOWN	211

**L**

LAOS 8 GEN2	31
LAOS 12 GEN2	31
LAOS 12 ADJUSTABLE	51
LAOS 12 DEEP ADJUSTABLE	51
LAOS 20 GEN2	31
LATVIA	187
LISBON	123
LIBERTAD 6	25
LIBERTAD 9	25
LIBERTAD 12	25
LIBERTAD 6 ADJUSTABLE	47
LIBERTAD 9 ADJUSTABLE	47
LITHUANIA	189
LUXEMBOURG 3	45
LUXEMBOURG 5	45

**M**

MADEIRA MODULE	121
MADEIRA FRAME R1	121
MADEIRA FRAME R2	121
MADEIRA FRAME R3	121
MADEIRA FRAME R4	121
MADEIRA FRAME S1	121
MÄLMO M	175
MÄLMO S	175
MALTA 8-12 MODULE GEN3	65
MALTA 15 MODULE GEN3	67
MALTA CARDAN SINGLE	79
MALTA CARDAN DOUBLE	79
MALTA COMFORT ADJ. GEN2	69
MALTA ROUND IP20	77
MALTA ROUND IP65	77
MALTA ROUND ADJ. GEN2	69
MALTA ROUND SINGLE ADJ.	71
MALTA SEMI RECESSED RND.	83
MALTA SEMI RECESSED SQ.	83
MALTA SQUARE	75
MALTA SQUARE SINGLE ADJ.	71
MALTA SQUARE DOUBLE ADJ.	73
MALTA TRIMLESS ROUND	81
MALTA TRIMLESS SQUARE	81
MONACO	179
MOROCCO 1 SIDE	239
MOROCCO 2 SIDES	239

**N**

NAMIBIA	195
NEPAL 7 ROUND	91
NEPAL 7 SQUARE	91
NEPAL 12	93
NEPAL 20	93
NEPAL 30	93
NETHERLANDS	229
NORWAY 9 ROUND GEN2	35
NORWAY 9 SQUARE GEN2	37
NORWAY 15 ROUND GEN2	35
NORWAY 15 SQUARE GEN2	37
NORWAY 20 ROUND GEN2	35
NORWAY 20 SQUARE GEN2	37

**O**

OSAKA	55
OSLO UP/DOWN	207

**P**

PALERMO 3	43
PALERMO 6	43
PALMA ROUND	209
PALMA SQUARE	209
PANAMA 8 UP/DOWN	201
PANAMA 13 UP/DOWN	201
PARIS	95
PASCUA	281
PISA	101
POLAND GEN2	171
POLYNESIA	279
PORTO	123
PORTUGAL	129

**Q**

QATAR 8	33
QATAR 12	33

**R**

ROMANIA 20	173
ROMANIA 30	173
ROME DALI	149
RUSSIA ROUND	219
RUSSIA ROUND UP/DOWN	219
RUSSIA SQUARE	219
RUSSIA SQUARE UP/DOWN	219

**S**

SCOTLAND	191
SERBIA 9	241
SERBIA 20	241
SEYCHELLES	284
SINTRA	125
SLOVAKIA 20	63
SLOVAKIA 30	63
SPAIN	114
SWEDEN GEN2	177
SWITZERLAND 8	247
SWITZERLAND 10	247

**T**

TOKYO 15	141
TOKYO 25	141
TOKYO 15 DALI	147
TOKYO 30 DALI	147

**U**

UKRAINE ADJUSTABLE	243
URUGUAY	221
USA	115

**V**

VIENNA 2	20
VIENNA 5	20
VIENNA 10	21
VIETNAM	29

**Z**

ZAMBIA UP/DOWN	195
ZANZIBAR	283
ZERMATT	41
ZÜRICH 3	245
ZÜRICH 13	245

**ÍNDICE NUMÉRICO INDEX NUMERIC INDEX NUMÉRIQUE**

REF.	PAGE	
1.1000.0112	22	
1.1002.0112	22	
1.1010.0112	22	
1.1012.0112	22	
1.1020.0112	23	
1.1022.0112	23	
1.1030.0112	23	
1.1032.0112	23	
1.1040.0111	20	
1.1040.0112	20	
1.1040.0211	20	
1.1040.0212	20	
1.1041.0111	20	
1.1041.0112	20	
1.1041.0211	20	
1.1041.0212	20	
1.1042.0111	21	
1.1042.0112	21	
1.1042.0211	21	
1.1042.0212	21	
1.1050.0111	45	
1.1050.0112	45	
1.1051.0111	45	
1.1051.0112	45	
1.1055.0111	49	
1.1055.0112	49	
1.1055.0211	49	
1.1055.0212	49	
1.1060.0112	33	
1.1060.0212	33	
1.1061.0112	33	
1.1061.0212	33	
1.1065.0111	29	
1.1065.0112	29	
1.1066.7118	27	
1.1066.8001	27	

REF.	PAGE	
1.1066.8002	27	
1.1068.0111	55	
1.1068.0112	55	
1.1070.0112	58	
1.1070.0212	58	
1.1071.0112	58	
1.1071.0212	58	
1.1072.0112	59	
1.1072.0212	59	
1.1073.0112	57	
1.1073.0212	57	
1.1074.0112	57	
1.1074.0212	57	
1.1075.0112	63	
1.1075.0114	63	
1.1076.0112	63	
1.1076.0114	63	
1.1080.0118	61	
1.1080.0218	61	
1.1082.0112	43	
1.1082.0212	43	
1.1083.0112	43	
1.1083.0212	43	
1.1105.0112	51	
1.1105.0114	51	
1.1105.0212	51	
1.1105.0214	51	
1.1107.0112	51	
1.1107.0114	51	
1.1107.0212	51	
1.1107.0214	51	
1.1110.0118	35	
1.1111.0118	35	
1.1112.0118	35	
1.1115.0118	37	
1.1116.0118	37	

REF.	PAGE	
1.1117.0118	37	
1.1120.8001	69, 71, 73, 75, 77, 79, 81, 83	
1.1120.8104	75	
1.1120.8105	75	
1.1120.8106	81	
1.1120.8107	81	
1.1120.8108	77	
1.1120.8109	77	
1.1120.8110	79	
1.1120.8111	79	
1.1120.8112	83	
1.1120.8113	83	
1.1120.8114	69	
1.1120.8115	69	
1.1120.8116	69	
1.1120.8117	71	
1.1120.8118	71	
1.1120.8119	73	
1.1120.8206	81	
1.1120.8207	81	
1.1120.8208	77	
1.1120.8209	77	
1.1120.8212	83	
1.1120.8213	83	
1.1120.8217	71	
1.1120.8218	71	
1.1120.8219	73	
1.1122.0218	65	
1.1122.8005	65, 67	
1.1122.8006	65, 67	
1.1122.8007	65, 67	
1.1122.8008	65, 67	
1.1123.0218	67	
1.1130.7118	25	
1.1130.7218	25	
1.1131.7118	25	



**ÍNDICE NUMÉRICO INDEX NUMERIC INDEX NUMÉRIQUE**

REF.	PAGE	
1.1131.7218	25	
1.1132.7118	25	
1.1132.7218	25	
1.1135.0118	53	
1.1135.0218	53	
1.1136.0118	53	
1.1136.0218	53	
1.1141.0111	41	
1.1141.0112	41	
1.1141.0211	41	
1.1141.0212	41	
1.1141.8001	41	
1.1141.8002	41	
1.1141.8003	41	
1.1141.8004	41	
1.1145.0118	38	
1.1145.8201	38	
1.1146.0118	38	
1.1146.8201	38	
1.1147.0118	39	
1.1147.8201	39	
1.1150.7118	47	
1.1150.7218	47	
1.1150.8001	47	
1.1151.7118	47	
1.1151.7218	47	
1.1151.8001	47	
1.1160.0111	31	
1.1160.0112	31	
1.1160.0114	31	
1.1160.0211	31	
1.1160.0212	31	
1.1160.0214	31	
1.1161.0111	31	
1.1161.0112	31	
1.1161.0114	31	

REF.	PAGE	
1.1161.0211	31	
1.1161.0212	31	
1.1161.0214	31	
1.1162.0111	31	
1.1162.0112	31	
1.1162.0114	31	
1.1162.0211	31	
1.1162.0212	31	
1.1162.0214	31	
1.2000.1112	91	
1.2000.1212	91	
1.2000.8101	91	
1.2000.8201	91	
1.2000.8901	91	
1.2001.1112	91	
1.2001.1212	91	
1.2002.1112	93	
1.2002.1212	93	
1.2004.1112	93	
1.2004.1212	93	
1.2006.1112	93	
1.2006.1212	93	
1.2010.1111	95	
1.2010.1112	95	
1.2010.1211	95	
1.2010.1212	95	
1.2020.1190	87	
1.2020.1290	87	
1.2020.8100	105	
1.2020.8101	87, 89, 105, 127	
1.2020.8200	105	
1.2021.1190	89	
1.2021.1290	89	
1.2022.1190	105	
1.2022.1290	105	
1.2023.1190	85	

REF.	PAGE	
1.2023.1290	85	
1.2024.1190	85	
1.2024.1290	85	
1.2025.6118	99, 107	
1.2025.6218	99, 107	
1.2025.8101	107	
1.2025.8201	107	
1.2026.6118	99, 107	
1.2026.6218	99, 107	
1.2030.1118	97	
1.2030.8101	97	
1.2031.1118	97	
1.2032.1118	97	
1.2100.1112	101	
1.2100.1212	101	
1.2105.1112	103	
1.2105.1212	103	
1.3001.1112	111	
1.3001.1212	111	
1.3002.1112	113	
1.3002.1212	113	
1.3003.1112	114	
1.3003.1212	114	
1.3004.1111	115	
1.3004.1211	115	
1.3005.1190	109	
1.3005.1290	109	
1.3010.1111	117	
1.3010.1112	117	
1.3011.1111	119	
1.3012.1111	119	
1.4001.0111	123	
1.4001.0511	123	
1.4002.0111	123	
1.4003.0111	125	
1.4004.0111	125	

**ÍNDICE NUMÉRICO INDEX NUMERIC INDEX NUMÉRIQUE**

REF.	PAGE	
1.4005.0511	121	
1.4005.0512	121	
1.4005.8001	121	
1.4005.8002	121	
1.4005.8003	121	
1.4005.8004	121	
1.4005.8005	121	
1.5000.8001	145, 151	
1.5000.8002	145, 151	
1.5000.8101	145	
1.5000.8102	144	
1.5000.8103	144	
1.5000.8110	144	
1.5000.8111	144	
1.5000.8112	144	
1.5000.8113	145	
1.5000.8114	145	
1.5000.8116	144	
1.5000.8117	145	
1.5000.8118	144, 150	
1.5000.8120	145	
1.5000.8121	145	
1.5000.8152	150	
1.5000.8153	150	
1.5000.8160	150	
1.5000.8161	150	
1.5000.8162	150	
1.5000.8163	151	
1.5000.8164	151	
1.5000.8166	150	
1.5000.8167	151	
1.5000.8170	151	
1.5000.8171	151	
1.5000.8172	151	
1.5000.8173	151	
1.5000.8201	145	

REF.	PAGE	
1.5000.8202	144	
1.5000.8203	144	
1.5000.8210	144	
1.5000.8211	144	
1.5000.8212	144	
1.5000.8213	145	
1.5000.8214	145	
1.5000.8216	144	
1.5000.8217	145	
1.5000.8218	144, 150	
1.5000.8220	145	
1.5000.8221	145	
1.5000.8252	150	
1.5000.8253	150	
1.5000.8260	150	
1.5000.8261	150	
1.5000.8262	150	
1.5000.8263	151	
1.5000.8264	151	
1.5000.8266	150	
1.5000.8267	151	
1.5000.8270	151	
1.5000.8271	151	
1.5000.8272	151	
1.5000.8273	151	
1.5001.2112	143	
1.5001.2114	143	
1.5001.2212	143	
1.5001.2214	143	
1.5005.2118	141	
1.5005.2218	141	
1.5005.3118	147	
1.5005.3218	147	
1.5005.8001	141, 147	
1.5006.2118	141	
1.5006.2218	141	

REF.	PAGE	
1.5006.3118	147	
1.5006.3218	147	
1.5012.3118	149	
1.5012.3218	149	
1.5012.8001	149	
1.5012.8002	149	
1.5012.8003	149	
1.5020.7111	129	
1.5020.7211	129	
1.5020.8001	129	
1.5020.8002	129	
1.5020.8003	129	
1.5020.8005	129	
1.5026.1118	133	
1.5026.1218	133	
1.5026.8001	133	
1.5027.1118	133	
1.5027.1218	133	
1.5027.8001	133	
1.5031.1112	130	
1.5031.1212	130	
1.5031.8001	130	
1.5031.8002	130	
1.5031.8005	130	
1.5035.1118	139	
1.5035.1218	139	
1.5035.8001	61, 139	
1.5035.8002	61, 139	
1.5035.8003	61, 139	
1.5035.8005	61, 139	
1.5035.8101	61, 139	
1.5036.1118	139	
1.5036.1218	139	
1.5051.1112	131	
1.5051.1212	131	
1.5051.8001	131	

**ÍNDICE NUMÉRICO INDEX NUMERIC INDEX NUMÉRIQUE**

REF.	PAGE	
1.5051.8002	131	
1.5056.1112	131	
1.5056.1212	131	
1.5056.8001	131	
1.5056.8002	131	
1.5112.1112	135	
1.5112.1114	135	
1.5112.1212	135	
1.5112.1214	135	
1.5112.8001	135	
1.5112.8002	135	
1.5122.1112	135	
1.5122.1114	135	
1.5122.1212	135	
1.5122.1214	135	
1.5122.8001	135	
1.5122.8002	135	
1.5132.1112	137	
1.5132.1114	137	
1.5132.1212	137	
1.5132.1214	137	
1.5132.8001	137	
1.5132.8002	137	
1.5142.1112	137	
1.5142.1114	137	
1.5142.1212	137	
1.5142.1214	137	
1.5142.8001	137	
1.5142.8002	137	
1.5190.1190	127	
1.5190.1290	127	
1.5600.8001	163	
1.5600.8002	164	
1.5600.8003	164	
1.5600.8201	160	
1.5600.8202	160	

REF.	PAGE	
1.5600.8204	161	
1.5600.8205	161	
1.5600.8207	162	
1.5600.8208	162	
1.5600.8210	160	
1.5600.8211	160	
1.5600.8212	160	
1.5600.8213	160	
1.5600.8215	160	
1.5600.8216	161	
1.5600.8217	161	
1.5600.8218	161	
1.5600.8220	161	
1.5600.8221	162	
1.5600.8222	162	
1.5600.8223	162	
1.5600.8225	162	
1.5600.8230	163	
1.5600.8231	163	
1.5600.8232	163	
1.5600.8233	162	
1.5600.8234	163	
1.5600.8235	163	
1.5601.1211	153	
1.5601.1212	153	
1.5601.3211	153	
1.5601.3212	153	
1.5601.8001	153	
1.5602.1211	153	
1.5602.1212	153	
1.5602.3211	153	
1.5602.3212	153	
1.5602.8001	153	
1.5603.1211	153	
1.5603.1212	153	
1.5603.3211	153	

REF.	PAGE	
1.5603.3212	153	
1.5603.8001	153	
1.5605.1211	155	
1.5605.1212	155	
1.5605.3211	155	
1.5605.3212	155	
1.5606.1211	155	
1.5606.1212	155	
1.5606.3211	155	
1.5606.3212	155	
1.5607.1211	157	
1.5607.1212	157	
1.5607.3211	157	
1.5607.3212	157	
1.5611.1211	159	
1.5611.1212	159	
1.5611.3211	159	
1.5611.3212	159	
1.5612.1211	159	
1.5612.1212	159	
1.5612.3211	159	
1.5612.3212	159	
1.6004.0118	167	
1.6004.8001	167	
1.6004.8002	167	
1.6004.8101	167	
1.6101.1414	169	
1.6102.1414	169	
1.6103.1414	169	
1.6151.8003	171	
1.6153.2218	171	
1.6153.8010	171	
1.6153.8011	171	
1.6153.8201	171	
1.6153.8202	171	
1.6153.8204	171	

**ÍNDICE NUMÉRICO INDEX NUMERIC INDEX NUMÉRIQUE**

REF.	PAGE	
2.1001.0112	173	
2.1001.0114	173	
2.1002.0112	173	
2.1002.0114	173	
2.2021.1112	185	
2.2021.1312	185	
2.2022.1112	185	
2.2022.1312	185	
2.2031.1190	183	
2.2031.1390	183	
2.2032.1190	183	
2.2032.1390	183	
2.2033.1190	181	
2.2033.1390	181	
2.2033.8001	181	
2.2041.1190	219	
2.2041.1390	219	
2.2042.1190	219	
2.2042.1390	219	
2.2043.1190	219	
2.2043.1390	219	
2.2044.1190	219	
2.2044.1390	219	
2.2050.1112	189	
2.2050.1312	189	
2.2051.1112	187	
2.2051.1312	187	
2.3005.1112	191	
2.3005.1312	191	
2.3011.1112	193	
2.3011.1312	193	
2.3012.1112	193	
2.3012.1312	193	
2.3015.1412	217	
2.3025.1112	207	
2.3025.1312	207	

REF.	PAGE	
2.3031.1112	197	
2.3031.1312	197	
2.3032.1112	197	
2.3032.1312	197	
2.3041.1112	199	
2.3041.1312	199	
2.3051.1112	201	
2.3051.1312	201	
2.3052.1112	201	
2.3052.1312	201	
2.3055.1112	211	
2.3055.1312	211	
2.3061.1112	195	
2.3061.1312	195	
2.3065.1112	195	
2.3065.1312	195	
2.3071.1112	203	
2.3071.1312	203	
2.3072.1112	203	
2.3072.1312	203	
2.3075.1112	205	
2.3075.1312	205	
2.3081.1112	215	
2.3081.1312	215	
2.3082.1112	215	
2.3082.1312	215	
2.3085.1118	209	
2.3085.1318	209	
2.3085.1618	209	
2.3086.1118	209	
2.3086.1318	209	
2.3086.1618	209	
2.3100.1318	213	
2.3501.1112	225	
2.3501.1312	225	
2.3502.1112	225	

REF.	PAGE	
2.3502.1312	225	
2.3511.1112	227	
2.3511.1312	227	
2.3512.1112	227	
2.3512.1312	227	
2.3513.1112	225	
2.3513.1312	225	
2.4001.1112	221	
2.4001.1312	221	
2.4011.1112	223	
2.4011.1312	223	
2.4012.1112	223	
2.4012.1312	223	
2.4013.1112	223	
2.4013.1312	223	
2.4101.1512	237	
2.4105.0512	239	
2.4106.0512	239	
2.4111.1512	241	
2.4112.1512	241	
2.4115.0512	247	
2.4116.0512	247	
2.4120.1590	249	
2.4121.1312	253	
2.4122.1312	253	
2.4124.1312	253	
2.4130.0512	245	
2.4131.0512	245	
2.4132.0512	245	
2.4133.0512	245	
2.4210.1512	243	
2.4220.1590	251	
2.5201.1312	231	
2.5203.1312	231	
2.5204.1312	231	
2.5211.1312	235	

**ÍNDICE NUMÉRICO INDEX NUMERIC INDEX NUMÉRIQUE**

REF.	PAGE		REF.	PAGE		REF.	PAGE	
2.5215.1312	233		4.1025.2101	263		4.9101.1001	268	
2.5216.1312	233		4.1031.1101	262		4.9101.1002	268	
2.5220.1390	229		4.1031.1102	262		4.9101.1003	268	
2.5220.1490	229		4.1031.1103	262		4.9101.2001	269	
2.5220.1690	229		4.1032.1103	262		4.9101.2002	269	
2.5220.8001	229		4.1033.1102	262		4.9101.3001	269	
2.7001.1412	260		4.1033.1103	262		4.9101.4001	269	
2.7005.1412	261		4.1035.1102	262		4.9101.4002	269	
2.7006.1412	261		4.1035.6101	263		4.9101.5001	266	
2.7013.1318	259		4.1039.6101	263		4.9101.5002	263	
2.7015.1112	257		4.1069.1101	262		4.9102.5001	266	
2.7015.1312	257		4.1069.6101	263		4.9103.5001	266	
2.7020.1311	255		4.1069.6102	263		4.9231.0101	263	
2.7020.1312	255		4.1131.1101	262		5.0100.2211	284	
2.7021.1311	255		4.2014.1101	263		5.0100.2222	284	
2.7021.1312	255		4.2034.1101	263		5.0100.8111	279	
2.9001.1112	179		4.2042.1501	263		5.0100.8112	279, 284	
2.9003.1118	177		4.2042.1502	263		5.0100.8113	284	
2.9003.1318	177		4.3041.1102	264		5.0110.2211	279	
2.9005.1118	175		4.3041.1201	264		5.0110.2222	279	
2.9006.1118	175		4.3042.1101	264		5.0120.0211	283	
4.1011.1303	262		4.3042.1601	264		5.0120.0222	283	
4.1012.1101	262		4.3043.1101	264		5.0120.8231	283	
4.1012.1102	262		4.3043.1201	264		5.0120.8232	283	
4.1012.1301	262		4.3043.1601	264		5.0130.1122	277	
4.1013.1103	262		4.3049.3102	265		5.0140.1211	285	
4.1013.1105	262		4.3061.1101	264		5.0150.0211	281	
4.1013.1106	262		4.3061.1102	264		5.0160.0211	278	
4.1013.1301	262		4.3061.1103	264		5.0160.0222	278	
4.1013.1304	262		4.3062.1101	264				
4.1013.3101	263		4.3063.1101	264				
4.1015.1101	262		4.3064.1101	264				
4.1019.6102	263		4.3069.1101	264				
4.1019.6103	263		4.3069.1102	264				
4.1022.1101	262		4.3069.6101	265				
4.1025.1101	262		4.3069.6102	265				



## CONDICIONES GENERALES DE VENTA

Estas condiciones generales regulan las transacciones con nuestros clientes en este catálogo. Todo pedido cursado a HOFFLIGHTS AND BRANDS, S.L. queda sujeto a las mismas salvo aceptación expresa por nuestra parte de cualquier modificación propuesta.

### CLIENTES

No se realizarán ventas a entidades que no acrediten estar legalmente constituidas para la actividad industrial o comercial correspondiente. Para clasificar a una entidad como cliente es necesario que nos remitan los datos básicos de la firma y fotocopias del D.N.I. o C.I.F. y Licencia Fiscal. La concesión de crédito comercial requerirá, además, que se nos faciliten referencias comerciales y bancarias apropiadas.

### CRÉDITO COMERCIAL

Mientras no se haya fijado crédito a un cliente las operaciones se realizarán por riguroso contado o pagado en avance. Igualmente se procederá en cuantos suministros sobrepasen el crédito asignado. Todo impagado o retraso en pago anula la disponibilidad de crédito del cliente, paralizándose los posibles suministros en tanto no se regularice la situación. Si esta situación fuera repetitiva se procederá a la cancelación del crédito.

### TARIFA

Los precios se indican en las tarifas vigentes en cada momento y se complementan con las políticas comerciales correspondientes. Están sujetos a cambios sin previo aviso. El precio final de la facturación es franco desde nuestro almacén de BARCELONA. No incluyen portes, seguros, desplazamientos ni gastos de instalación. Los productos especiales no incluidos en la lista de precios están sujetos a cotización mediante oferta escrita o factura proforma, en las condiciones que en la misma se determinen. No se tomarán en consideración acuerdos verbales sobre este punto.

### CONDICIONES DE PAGO

Las formas de pago establecidas por HOFFLIGHTS AND BRANDS, S.L. son:

- **PAGO ADELANTADO.**  
Transferencia bancaria o equivalente realizada en el momento de la tramitación del pedido del cliente.
- **PAGO A LA VISTA.**  
Transferencia bancaria o equivalente realizada en el momento de la recepción o recogida de la mercancía por parte del cliente.
- **CRÉDITO.**  
Mediante efectos aceptados y domiciliados en una cuenta corriente bancaria con vencimientos de 30 a 60 días como máximo desde fecha factura. El cliente deberá suscribir el formulario de Orden de Domiciliación de Adeudos SEPA. Pueden estudiarse operaciones a mayor plazo de los indicados mediante efectos avalados por la entidad bancaria con el correspondiente recargo financiero. Precios según tarifas y condiciones.

### DEVOLUCIONES

HOFFLIGHTS no admitirá la devolución de ningún material sin su autorización por escrito.

La solicitud de devolución de material sólo podrá hacerse en los 30 días siguientes a la fecha de emisión de la factura y en todo caso se le cargará un 20% de depreciación en concepto de gastos por manejo.

En el caso que la devolución sea por producto defectuoso y siempre y cuando esté dentro de la garantía (3 años) la devolución del material por parte del cliente se hará previa autorización por escrito y su posterior revisión por parte nuestra.

En ambos casos, el material deberá ser devuelto dentro de los 15 días siguientes a la aceptación por escrito de devolución y siempre y cuando el cliente ponga la etiqueta con el número de devolución en un lugar visible del embalaje. En caso contrario, nuestro almacén rechazará el material.

### ENVÍOS

Los envíos se harán siempre en base a las condiciones de transporte /incoterm acordado entre las partes. La mercancía se remite por la agencia de transportes indicada por el cliente o, en ausencia de este dato, por la que entendamos más conveniente.

### INCIDENCIAS

En el caso de llegar la mercancía con golpes, roturas, pérdidas...el cliente tiene la obligación de indicar la observación en el albarán de entrega (y aportar fotos.) con el fin de poder hacer la reclamación oportuna a la agencia de transporte.

### NOTA

En caso de disputa legal, las partes se someten a los tribunales y juzgados de BARCELONA (ESPAÑA), renunciando a su propio fuero y domicilio si lo tuviese.

## POLITICA DE GARANTÍA

1. Cada producto cuenta con una garantía, la cual se rige de acuerdo a la política de cada uno de los fabricantes. En caso de que no sea especificado en alguno de los productos, HOFFLIGHTS le otorga 3 años de garantía para las luminarias, 5 años para drivers europeos y 10 años para los motores de los ventiladores a partir de la fecha de entrega.
2. En los productos que HOFFLIGHTS actúe como distribuidor, el plazo de garantía será el establecido por el fabricante.
3. Para que la devolución sea aceptada y se haga efectiva la garantía, debe cumplir los siguientes requisitos:
  - Para poder hacer efectiva la garantía en todos los productos de HOFFLIGHTS (cuya garantía rige a partir de la fecha de la facturación) se debe incluir la copia de la factura de venta o en su defecto del albarán de envío.
  - Cualquier devolución/reparación deberá tramitarse con nuestro departamento administrativo mediante una autorización de devolución y el consiguiente número de autorización para la posterior recepción y almacenaje en nuestro almacén.
  - En caso de no recibir la devolución en un plazo de 15 días naturales, se anulará la autorización de devolución y no se efectuará el abono correspondiente.
  - En caso de que la devolución no sea por un fallo del producto (muestras, cambios, material en consignación...) éste deberá disponer de su embalaje original, en perfecto estado con todos sus accesorios, y ser devuelto en un plazo máximo de 30 días.
4. No se aceptará ningún producto devuelto sin los documentos y la información solicitada.
5. Todas las devoluciones serán efectivas una vez validadas por nuestro Departamento Técnico. El cliente es el responsable de seguir las instrucciones y advertencias declaradas en los documentos técnicos (manual instalación, diagrama conexión, fichas técnicas...) asociadas a cada producto, en caso contrario, la garantía quedará anulada.
6. No está contemplado dentro de la cobertura de la garantía:
  - Productos manipulados, abiertos o alterados del estado de fábrica incluso aquellos que se intenten reparar siempre que HOFFLIGHTS no lo autorice previamente por escrito.
  - Aquellos productos que para su funcionamiento no hayan sido instalados con material suministrado por HOFFLIGHTS.
  - Servicios de mantenimiento, reparación y/o calibración originados por el uso o desgaste del producto, instalación o uso inapropiado y por problemas externos.
  - Productos con daño físico. Esto comprende ralladuras en el producto y en el cristal (si procede), etiquetas ilegibles, roturas y golpes. Agradeceremos verificar y revisar el producto al momento de su entrega y de su devolución.
  - Aquellos productos que para su mantenimiento o limpieza utilicen agentes químicos agresivos (hipocloritos, ácidos clorhídricos,...) y/o aparatos de limpieza que utilicen elementos mecánicos agresivos (rodillos, pulidoras, limpiadores de agua a presión...).
  - Si la temperatura ambiente sobrepasa el intervalo de temperatura de funcionamiento (establecido en las fichas técnicas de los productos) y la humedad relativa en la instalación no sobrepase el 80% ni debe sobrepasar nunca la categoría IP del producto.
  - Si el producto es sometido a más de un total de 50.000 conmutaciones rápidas ni la instalación eléctrica es sometida a fluctuaciones de tensión dentro de un intervalo que sobrepase  $230V \pm 10\%$ .
7. El cambio físico del producto estará sujeto a stock de HOFFLIGHTS o en su defecto al fabricante del producto.
8. En ningún caso los costes de instalación serán responsabilidad de HOFFLIGHTS (a objeto de evitar confusiones, reparar o sustituir el producto o componente defectuoso no incluye las actividades, costes o gastos de extracción y reinstalación incluyendo costes o gastos de mano de obra).
9. La presente es una garantía limitada y excluye entre otros aspectos, la instalación, el acceso a productos (andamios, elevadores, etc.) y los daños especiales, accesorios e indirectos (como la pérdida de ingresos/ganancias, daño a la propiedad u otros costes ampliados no mencionados anteriormente).
10. HOFFLIGHTS no se hace responsable por cualquier daño generado en el transporte gestionado por el cliente.
11. En caso de que la devolución por garantía no proceda, HOFFLIGHTS no abonará ni repondrá ninguna mercancía. En tal caso, el producto será devuelto al cliente a portes debidos o en su defecto, se destruirá (con los gastos que ello derive).
12. Si el producto está dañado por un fallo del mismo (certificado por nuestro Departamento Técnico), HOFFLIGHTS se compromete a cambiarlo o en su defecto realizar abono del producto.
13. Los abonos que se generen en concepto de garantía por material defectuoso se harán en base a la factura original del producto. El resto de casos [excepto muestras], se aplicará un 20% de demérito sobre el valor neto facturado.

## GENERAL CONDITIONS OF SALE

This general condition of sale stipulates the transactions with our clients for this catalogue. Each order placed to HOFFLIGHTS AND BRANDS, S.L. is subject to it, except for explicit approval from our side for any suggested modification.

### CUSTOMERS

No sales will be realized to entities which are not confirmed to be set up by law for industrial or correspondent commercial activity. To classify an entity as customer essential information of the company (complete name and address) together with the EU VAT Number or fiscal license has to be remitted to us. In order to grant our customer a financial or trade credit on goods, appropriate commercial and bank references must be submitted to us.

### TRADE CREDIT ON GOODS

While no credit has been fixed with a customer, business transactions will be executed rigorously by payment in advance. If deliveries exceed the accorded credit, the proceeding will be equal. Each non-payment or delay of payment cancels the customer's credit availability, impedes possible deliveries while the situation is not arranged. In case of recurrence the credit will be cancelled.

### PRICE LIST

The prices are always indicated in the valid price list and revised accordingly to the trade policy. It is subject to modifications without prior notice. The final invoice price is quoted Ex-Works Barcelona [EXW our factory/warehouse in Barcelona]. Not included are freight, insurance, handling or installation costs. Prices for special product, not included in the price list, have to be indicated by written offers or pro-forma invoice, to the same conditions as defined in it. Verbal agreements will not be considered.

### PAYMENT TERMS

Mode of payments defined by HOFFLIGHTS AND BRANDS, S.L.:

- **ADVANCED PAYMENT.**  
By bank payment at the moment of the order's confirmation.
- **PAYMENT AT DELIVERY.**  
By bank payment at delivery of the order or pick up of the goods from our warehouse.
- **CREDIT LINE.**  
By accepted effects and set up a direct deposits in a bank account with value dates maximum 30 or 60 days from the invoice date. The client should complete the SEPA document. Payment with longer value dates from the mentioned here before could be studied by the bank entity applying the corresponding taxes. Prices according to the price lists and conditions.

### RETURNS

Returns without previous authorization, will not be accepted by HOFFLIGHTS.

The request for return could be made only during the following 30 days after the invoice date. The returned back materials will be charged with 20% as handling costs.

In case the return is caused by material's defect, during the 3 years warranty period, the return should be made by the client with our previous authorization in written form and will be checked by our quality department later.

In both cases, the material should be returned back within 15 days after the written authorization and the client has placed the return label with the return number and on visible part of the package. In an opposite way, the return will be rejected by our warehouse.

### SHIPMENTS

The shipments will be always made according to the conditions / Incoterms, previously agreed by both parties. The orders will be shipped by the forwarder indicated by the client or in case, we have no this information, by the most convenient for us forwarder.

### INCIDENCES

In case the order has been received damaged, the client should mark this in the observations field of the delivery note (as far as provide pictures), in order to be able to claim to the forwarder.

### NOTE

In case of legal dispute, contracting parties are subject to the jurisdiction of BARCELONA (SPAIN) renouncing his own legal venue in case of existence.

## GUARANTEE POLICY

1. Each product has a warranty that is governed according to the policy of each manufacturer. If that is not specified in any of the products, HOFFLIGHTS grants 3 years warranty for the fixtures, 5 years warranty for European drivers and 10 years warranty for the fan motors, always established from the date of delivery.
2. Products of which ones HOFFLIGHTS is a distributor, the warranty period shall be as provided by the manufacturer.
3. Return is accepted and becomes effective security must meet the following requirements:
  - To enforce the guarantee on all products of HOFFLIGHTS should include a copy of the bill of sale or otherwise of the packing slip.
  - Any return / repair shall be conducted in our administrative department by a return authorization number and the corresponding authorization for the subsequent reception and storage at our warehouse.
  - Failure to receive return within 15 calendar days, return authorization is canceled and the corresponding payment will be made.
  - If the return is not a failure of the product (samples, changes, material provision...) it must have the original packaging and all accessories. In these cases must be returned within a maximum period of 30 days.
4. Items returned without the documents and information requested will not be accepted.
5. All returns must be effective and confirmed by our Technical Department.
6. Is not covered within the warranty coverage:
  - Handled, opened or altered from its factory products even those who always try to repair HOFFLIGHTS that have not previously authorized in writing.
  - Products which to operate have not been installed with material supplied by HOFFLIGHTS.
  - Maintenance, repair and/or calibration arising from the use or wear and tear, improper installation or use and external problems.
  - Products with physical harm. This includes scratches on the product and on the glass (if applicable), illegible labels, cracked and broken. Kindly check and review the product at the time of delivery and a refund.
  - Products that for maintenance or cleaning agents using harsh chemicals (hypochlorite, hydrochloric acids...) and/or cleaners that use harsh mechanical elements (rollers, sanders, pressure water cleaners...).
  - If the room temperature exceeds the temperature range of operation (in the technical product sheets) and relative humidity at the facility does not exceed 80 % and must never exceed the IP product category.
  - If the product is subjected to more than 50,000 total fast switching or wiring is subjected to voltage fluctuations within a range that exceeds 230V  $\pm$  10%.
7. Physical change of the product is subject to the HOFFLIGHTS stock or failing to manufacturer.
8. Under no circumstances installation costs are the responsibility of HOFFLIGHTS (to avoid confusion, repair or replace the defective product or part does not include activities, costs or expenses of removal and reinstallation costs or expenses including labor costs)
9. This is a limited warranty and excludes among other things, the installation, access to products (scaffolding, elevators, etc.) and special, incidental and indirect (such as loss of income / earnings, property damage extended or other costs not mentioned above).
10. HOFFLIGHTS is not responsible for any damage generated in the transport managed by the client.
11. If the warranty return not applicable HOFFLIGHTS will not pay any goods or reset. In this case, the product will be returned to the customer postage due or otherwise, will be destroyed (with these resulting costs).
12. If the product is damaged by a failure of the same (certified by our technical department), HOFFLIGHTS agrees to replace the product or refund the same one.
13. The refunds generated in concept of guarantee will be based on the original receipt of the product. The rest of cases (except samples), a 20% demerit will be applied on the net invoiced value.

## CONDITIONS GENERALES DE VENTE

Les présentes conditions générales régissent les transactions avec nos clients dans ce catalogue. Toute commande passée à HOFFLIGHTS AND BRANDS, S.L. est soumise à celles-ci sauf acceptation expresse de notre part de toute modification proposée.

### CLIENTS

Aucune vente ne sera réalisée à des sociétés qui ne prouveront pas être légalement constituées pour l'activité industrielle ou commerciale correspondante. Pour qu'une société soit classée comme client, il est nécessaire qu'elle nous remette les informations de base s'y rapportant et les photocopies du D.N.I. ou C.I.F. et sa Licence Fiscale. L'octroi d'un crédit commercial exigera en plus que nous soient fournies les références commerciales et bancaires appropriées.

### CRÉDIT COMMERCIAL

Tant qu'un crédit n'aura pas été accordé à un client, les opérations s'effectueront strictement au comptant ou paiement d'avance. On procédera de la même manière concernant les fournitures qui dépasseront le crédit accordé. Tout impayé ou retard de paiement annule la disponibilité du crédit du client, les possibles fournitures seront paralysées tant que la situation n'aura pas été régularisée. En cas de répétition de cette situation, il sera procédé à l'annulation du crédit.

### TARIF

Les prix sont indiqués en permanence dans les tarifs en vigueur et sont complétés par les politiques commerciales correspondantes. Ils sont soumis à des changements sans préavis. Le prix final facturé est Ex-works depuis notre entrepôt de BARCELONE. Il n'inclut pas le port, les assurances, déplacements et frais d'installation. Les produits spéciaux non inclus dans la liste de prix sont soumis à négociation au moyen d'une offre écrite ou facture pro forma dans les conditions qui seront déterminées dans celle-ci. On ne prendra pas en considération les accords verbaux sur ce point.

### CONDITIONS DE PAIEMENT

Les modalités de paiement établies par HOFFLIGHTS AND BRANDS, S.L. sont:

- **PAIEMENT ANTICIPE.**  
Virement bancaire ou équivalent effectué au moment du traitement de la commande du client.
- **PAIEMENT À LA LIVRAISON**  
Virement bancaire ou équivalent effectué au moment de la réception ou du retrait de la marchandise par le client.
- **CRÉDIT.**  
Par des effets acceptés et domiciliés sur un compte courant bancaire avec des échéances de 30 à 60 jours au maximum à compter de la date de facture. Le client doit souscrire le formulaire d'ordre de domiciliation de prélèvement SEPA. Des opérations à plus long terme peuvent être envisagées au moyen d'effets garantis par l'établissement bancaire avec la majoration financière correspondante. Prix selon les tarifs et les conditions.

### RETOURS

HOFFLIGHTS n'acceptera pas la restitution de matériel sans son autorisation écrite.

La demande de restitution de matériel ne peut être faite que dans les 30 jours suivant la date d'émission de la facture et, en tout état de cause, les frais de dépréciation sont amortis de 20 %.

Dans le cas où le retour est par produit défectueux et pour autant qu'il soit couvert par la garantie (3 ans), le retour du matériel par le client se fait après autorisation écrite et révision par nous.

Dans les deux cas, le matériel doit être restitué dans les 15 jours suivant l'acceptation écrite de retour et à condition que le client affiche l'étiquette portant le numéro de retour à un endroit visible de l'emballage. Au cas contraire, notre entrepôt rejettera le matériel.

### EXPEDITIONS

Les expéditions sont toujours effectuées sur la base des conditions de transport/Incoterm convenues entre les parties. La marchandise est expédiée par l'agence de transport indiquée par le client ou, en l'absence de cette donnée, pour laquelle nous comprenons le mieux.

### INCIDENCES

En cas de réceptionner la marchandise avec coups, déchirures, pertes... le client est tenu d'indiquer l'observation sur le bon de livraison et de nous fournir des photos.. afin de pouvoir faire la réclamation en temps utile à l'agence de transport.

### NOTE

En cas de litige, les parties se soumettent aux Cours et Tribunaux de BARCELONE (ESPAGNE), en renonçant à leur propre juridiction.



## POLITIQUE DE GARANTIE

1. Chaque produit dispose d'une garantie, régie conformément à la politique de chacun des fabricants. Dans le cas où cela n'est pas spécifié dans les produits, HOFFLIGHTS accorde une garantie de 3 ans pour tous les luminaires, 5 ans pour les divers européens et une garantie de 10 ans pour les moteurs des ventilateurs, toujours établies à partir de la date de livraison.
2. Pour les produits que HOFFLIGHTS agit en tant que distributeur, le délai de garantie est celui fixé par le fabricant.
3. Pour que le remboursement soit accepté et la garantie effective, il doit remplir les conditions suivantes:
  - Pour être en mesure de garantir tous les produits du HOFFLIGHTS (dont la garantie s'applique à partir de la date de facturation), il faut inclure la copie de la facture de vente ou à défaut du bon d'expédition.
  - Toute restitution/réparation doit être traitée avec notre département administratif au moyen d'une autorisation de retour et le numéro d'autorisation correspondant pour la réception et le stockage ultérieur dans notre entrepôt.
  - En cas de non-envoi le matériel dans un délai de 15 jours civils, l'autorisation de retour sera annulée et l'avoir ne sera pas effectué.
  - Dans le cas où le retour n'est pas dû à une défaillance du produit (échantillons, changements, matières en consigne...), celui-ci doit disposer de son emballage original, en parfait état avec tous ses accessoires, et être renvoyé dans un délai maximal de 30 jours.
4. Aucun produit renvoyé ne sera accepté sans les documents et les informations demandés.
5. Tous les retours seront effectifs une fois validés par notre département technique. Le client est responsable du suivi des instructions et avertissements déclarés dans les documents techniques (manuel installation, diagramme de connexion, fiches techniques...) associées à chaque produit, dans le cas contraire, la garantie sera annulée.
6. Ne relève pas de la couverture de la garantie:
  - Produits manipulés, ouverts ou altérés de l'état d'usine même ceux qui sont tentés de réparer à condition que HOFFLIGHTS ne l'autorise pas préalablement par écrit.
  - Les produits qui, pour leur fonctionnement, n'ont pas été installés avec du matériel fourni par HOFFLIGHTS.
  - Services d'entretien, de réparation et/ou d'étalement résultant de l'utilisation ou de l'usure du produit, de l'installation ou de l'utilisation inappropriée et de problèmes externes.
  - Produits physiquement endommagés. Il s'agit notamment de rayures sur le produit et sur le verre (le cas échéant), d'étiquettes illisibles, de déchirures et de coups. Nous vous serions reconnaissants de bien vouloir vérifier le produit au moment de sa livraison et de son retour. En ce moment, il est très important de bien signaler sur le bon de livraison les observations du produit endommagé.
  - Les produits qui, pour leur entretien ou leur nettoyage, utilisent des agents chimiques agressifs (hydrochlorites, acides chlorhydriques, ...) et/ou des appareils de nettoyage utilisant des éléments mécaniques agressifs (rouleaux, polisseurs, nettoyeurs d'eau sous pression...).
  - Si la température ambiante dépasse l'intervalle de température de fonctionnement (défini dans les fiches techniques des produits) et l'humidité relative dans l'installation ne dépasse pas 80 % et ne doit jamais dépasser la catégorie IP du produit.
  - Si le produit est soumis à plus de 50.000 commutations rapides au total, ni l'installation électrique n'est soumise à des fluctuations de tension dans un intervalle dépassant 230V 10%.
7. Le changement physique du produit est soumis au stock du HOFFLIGHTS ou à son défaut au fabricant du produit.
8. En aucun cas les coûts d'installation ne seront à la charge du HOFFLIGHTS (afin d'éviter toute confusion, réparation ou remplacement du produit ou composant défectueux, ne comprend pas les activités, les coûts ou les frais d'extraction et de réinstallation, y compris les coûts ou les frais de main-d'œuvre).
9. La présente garantie est limitée et exclut, entre autres, l'installation, l'accès aux produits (échafaudages, élévateurs, etc.) et les dommages spéciaux, accessoires et indirects (comme la perte de revenus/profits, dommages à la propriété ou d'autres coûts étendus non mentionnés ci-dessus).
10. HOFFLIGHTS n'est pas responsable de tout dommage causé au transport géré par le client.
11. Dans le cas où le remboursement par garantie ne s'applique pas, HOFFLIGHTS ne paiera ni ne remplacera aucune marchandise. Dans ce cas, le produit est restitué au client au port dû ou, à défaut, détruit (avec les frais qui en découlent).
12. Si le produit est endommagé par une défaillance de celui-ci (certifié par notre département technique), HOFFLIGHTS s'engage à le changer ou à ne pas effectuer de compostage du produit.
13. Les avoirs générés au titre de la garantie pour matériel défectueux sont effectués sur la base de la facture initiale du produit. Dans les autres cas (à l'exception des échantillons), 20% de démerites sont appliqués sur la valeur nette facturée.

**Nota:**

Los datos facilitados en el presente catálogo, en ningún caso constituyen garantía jurídica en cuanto a propiedades y/o funcionalidad de la aplicación de los productos. Además GRUPO MCI se reserva el derecho de modificar en cualquier momento y sin previo aviso, las características técnicas de los elementos ilustrados en el presente catálogo, sin que estos afecten a las características básicas del producto.

**Note:**

The information provided in this catalog, doesn't constitute legal guarantee in terms of properties and/or functionality of the products application. Also, GRUPO MCI reserves the right to change at any time and without notice, the technical specifications of our products illustrated in this catalogue, without this affecting the basic characteristics of the product.

**Remarque:**

Les données fournies dans ce catalogue ne constituent en aucun cas une garantie juridique pour ce qui est des propriétés et/ou des fonctionnalités de l'application des produits. De plus, GRUPO MCI se réserve le droit de modifier les caractéristiques techniques des éléments illustrés dans ce catalogue à tout moment, sans préavis et sans que les caractéristiques d'origine du produit soient altérées par ces modifications.

## *Sensible Light*



C/ dels Oficis, n°25 Pol. Ind. el Regàs  
08850 · Gavà · Barcelona · Spain

**T.** (+34) 93 630 28 00  
**M.** info@hofflights.com

**hofflights.com**